



Shuswap Lake

PROVINCIAL PARK

Welcome. In recognition of its fabulous recreational potential, Shuswap Lake Provincial Park was established for your enjoyment on November 14, 1956. A very popular destination, the park operates at capacity from mid-June to Labour Day. The park is situated on the old delta of Scotch Creek, has one kilometer of sandy beach, and is 149 hectares in size including the whole of Copper Island located 2 km offshore.

Besides approximately one kilometer of beach, the park also offers a grassy play area, an adventure playground, a self-guiding nature trail and a boat launch. These are located in the day use area.

Boaters may wish to visit Copper Island. A 2.8 km hiking trail provides beautiful views of the area. Please note that camping and campfires are prohibited on the island. There are also many commercial recreational opportunities available in the North Shuswap and surrounding areas.

For more information on things to do, please contact our volunteer Hosts, stationed in the campground.

Thompson Region

A Special Message

Help BC Parks by protecting the environment for you and your children. Please keep bikes on designated trails only. To protect vegetation around your campsite, please keep all vehicles and equipment on gravel pad. Campfires may be restricted To improve air quality. "Think before you light. Do I need this fire?!"

Safety

Roadways can be very busy. Whether you are walking, cycling, roller blading, skate boarding or driving, **please be careful.** Always yield to the slowest mode of travel: eg. cyclists yield to walkers. **Obey all traffic regulations and rules of the road.** Trails are located along many roadsides—walkers, please use them.

Swimming - Shuswap Lake is very busy. Marker buoys define the swimming area. For your safety, swim only in the marked area. Please keep a close watch on your friends or family. **NO RESCUE EQUIPMENT OR LIFEGUARD PROVIDED.**

Swimmer's Itch is present at times. It can best be avoided by toweling off as soon as you leave the water, or by applying baby oil to your skin before you enter the water.

Boating - Safe boating procedures should be practiced at all times. Be aware of swimming areas. Get a weather forecast, and be alert to changing weather. Personal watercraft must obey all boating regulations.

For More Information

BC Parks, Thompson Region
<http://wlapwww.gov.bc.ca/bcparks>



BRITISH
COLUMBIA

Ministry of Water, Land
and Air Protection

Campground Information

Check-out Time is 11 am. If you plan to re-register, please do so before 11 am.

Length-of-Stay is limited to fourteen days.

Reservations for BC Parks call 1-800-689-9025 toll-free. Group reservations contact the campground operator. Bookings start for the following season on September 1 (youth groups) and October 1 (family groups). The Campground is normally booked within one day.

Traffic Gates will be locked 11 pm to 7 am. Pedestrian gates closures vary. Please see sign on gates.

Visitors must obtain a pass from the Gate Office and must leave before 10 pm. Visitors wanting to stay overnight must register with the Gate Office before 10 pm. This will result in a second fee. Visitors must make other parking arrangements if the campsite they are visiting is already filled to the limit.

Security/Emergencies - During peak periods security is on a 24 hour basis. Security can be contacted during peak periods at the Gate Office between 7 am and 11 pm and at the Front Gate from 11 pm to 7 am or call 911.

Cyclists must obey ALL traffic regulations and rules of the road.

Helmets are required by law on all park roads.

Cycles - No person shall ride a cycle in a Park except:



- on a park road
- on a trail as permitted by a sign

Biking Areas - To protect the park vegetation, cyclists are not permitted on the nature trail, grassy areas, or on the shoulders and banks of park roads. Cyclists are permitted on the park perimeter trail and the beach trail (indicated in red on the map) but must give way to pedestrians/hikers.

Anyone operating a bicycle in a careless or dangerous manner may be fined or evicted.

Only registered campers are permitted to cycle in the campground area.

Camping Fees & Party Size - Due to wear and tear, maintenance and conservation factors within our parks, limits must be placed on the party size, ie. the number of people and vehicles each campsite can accommodate.

Camping Ethics

It is the sincere desire of BC Parks and your Park Operator that all visitors enjoy their stay. Park policies and regulations protect the park and park values, ensuring a quality experience for all. Please be aware of the regulations and abide by them. We appreciate your help.

Quiet Hours are 10 pm to 7 am. Music, generators, etc. must be shut off completely between these hours.

Disturbances will not be tolerated. Disturbances include but are not limited to: loud music, squealing tires, constant barking of dogs, swearing and excessive yelling. Persons who cause a disturbance may be fined and evicted.

Pets must be kept on a leash while in the park. Pets are prohibited on the beach and beach trail. Please collect any feces your pet leaves behind and dispose in garbage containers.

Alcohol - It is an offense to possess or consume alcohol in a public place.

Valuables and Coolers, when left unattended or at night, must be stored out of sight and locked up at all times. Please report all thefts to the Park Facility Operator as soon as possible.

Beach Closed 11 pm to 7 am.

Traffic Safety - The speed limit within the park is 20 km/hr.

Forts and Chalk - The building of forts in the wooded areas and chalk on the roadways is not permitted.

Hibachis and Campstoves can burn the picnic tables. Do not use them on the tables.

Campfires must never be left unattended. Maximum allowable size is 0.5m x 0.5m (1.5 ft. x 1.5 ft.). Please help to conserve firewood and maintain air quality by extinguishing your fire when not in use. Firewood can be purchased from the Park Facility Operator.

Vegetation - Please continue to protect the park environment by not cutting trees or collecting woody debris from the park for campfires. Dead brush and wood put important nutrients back into the soil and provide critical habitat for wildlife.

Grey Water and Sewage - Please note that grey water from your camper, trailer or motorhome cannot drain onto your campsite. Please collect grey water in a container and dispose of it down a drain. A sani-station is located between the Gate Office and the front entrance.

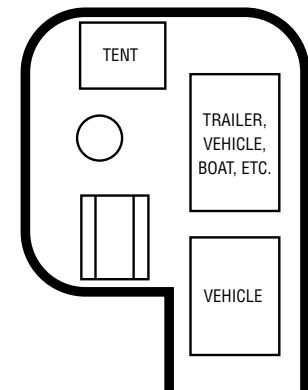
HELP US PROTECT YOUR CAMPSITE AND THE VEGETATION IN THIS PARK.

Parking is prohibited on road side. Please park on the graveled portion of your campsite or in designated parking spaces. Vehicles parked in the day use area after 11 pm will be towed.

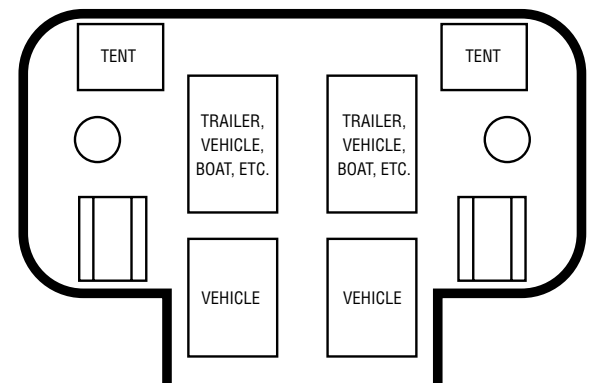
All vehicles and boat trailers must be parked to allow campers access to them without having to step off of the graveled portion of the campsite.

All equipment including tents, bicycles, toys, etc. must be kept on the graveled portion of the campsite.

Double Occupancy - A second camping unit must be approved by the Park Operator and will not be permitted unless it can meet the above standards.



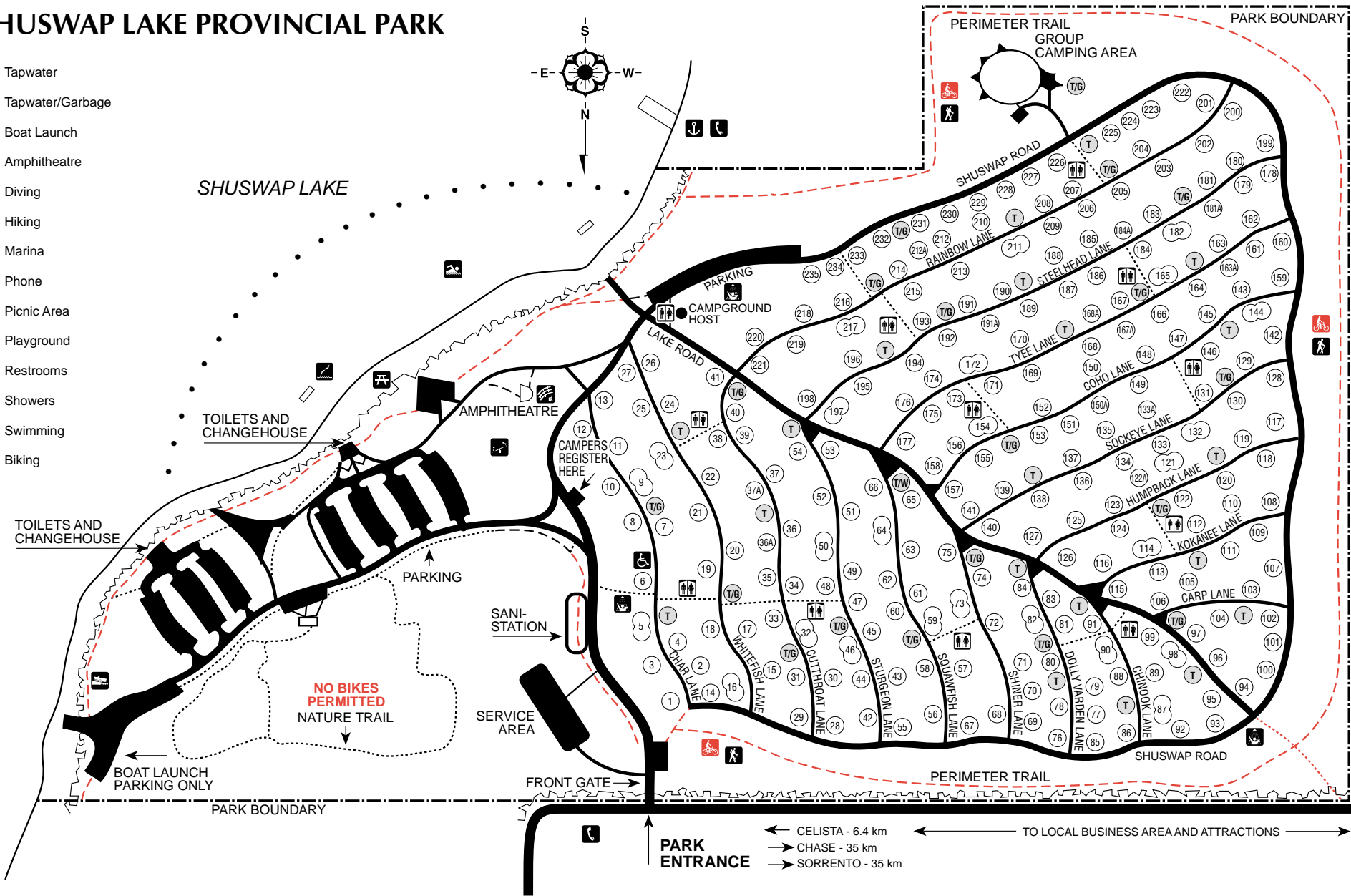
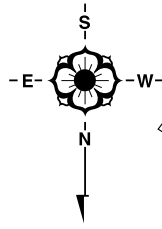
Typical Layout Single Site



Typical Layout Double Site

SHUSWAP LAKE PROVINCIAL PARK

- Tapwater
- Tapwater/Garbage
- Boat Launch
- Amphitheatre
- Diving
- Hiking
- Marina
- Phone
- Picnic Area
- Playground
- Restrooms
- Showers
- Swimming
- Biking



PARK ENTRANCE

- ← CELISTA - 6.4 km
- CHASE - 35 km
- SORRENTO - 35 km

← TO LOCAL BUSINESS AREA AND ATTRACTIONS →