

MANDATORY INFORMATION REQUIRED FOR GENERATOR REGISTRATION (BCG) APPLICATIONS

Please note that if any information is missing, applications will be returned and delays will occur.

GENERATORS: Complete **Parts A, B & D** of the application. Please note that:

- Waste Owner or Generator **MUST** sign Part D (1) of the application unless they have assigned an agent to act on their behalf by completing Part D (2).
- Contractors and consultants may **sign Part D (1)** only if the Owner or Generator has completed and signed the Authorization of Agent Agreement in Part D (2) on the last page. <http://www.env.gov.bc.ca/epd/hazwaste/generators/index.htm>

Part C of the application is to be completed if you are:

- a 3rd party Waste Management Facility
- a Receiver of Hazardous waste
- storing someone else's waste
- storing your own waste at a site that is not the site where the waste was generated
- treating, disposing or otherwise managing hazardous waste

REGISTRATION APPLICATION FORM

http://www.env.gov.bc.ca/epd/hazwaste/forms/pdf/reg_form.pdf

A REGISTRATION IS SITE SPECIFIC – EACH WASTE GENERATION SITE MUST HAVE AN INDIVIDUAL REGISTRATION; EACH GENERATOR REGISTRATION NUMBER (BCG #) IS SPECIFIC TO A SINGLE GENERATION SITE.

A. FACILITY INFORMATION

(1) Registered corporate name (as filed with the Registrar of Companies in British Columbia).

Registered Name:

Trade Name:

Corporate Number issued by Registrar of Companies:

If the generator/facility owner is a partnership or proprietorship provide the full name of the principal(s):

(2) Corporate address (Full postal mailing address)

Street Address:

City: Prov: Postal Code:

(3) Primary contact information at mailing address (Print Name, Telephone, Fax and email address)

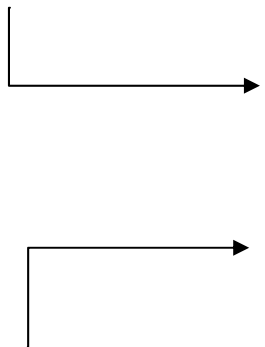
Name:

Telephone: Fax:

Email:

- (1) Registered Name: **Waste Generator's Name or Company Name (for example, Mr. Fred Brown or ABC Company Ltd.)**
 Trade Name: **(DOING BUSINESS AS or DBA)**
 Corporate Number issued by the Registrar of Companies **(INSERT NUMBER)**
- (2) Corporate address (Full postal mailing address)
 Street Address: **MAILING ADDRESS OF BUSINESS or RESIDENCE (ensure that mail can be sent to or received at this address)**
- (3) Primary contact information at mailing address (Print Name, Telephone, Fax and email address)
 Name: **WHO IS TO BE CONTACTED AT THAT ADDRESS**
 Telephone: Fax: Email:

**THIS REFERS TO THE PHYSICAL SITE ADDRESS WHERE WASTE IS GENERATED.
(P.O. Boxes, etc. are NOT appropriate here)**



4) Facility/site physical address, PO Box is not acceptable.

Street Address:

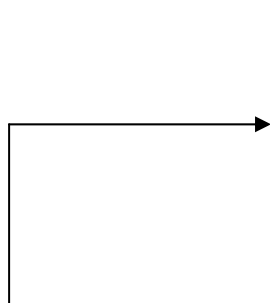
City: Prov: Postal Code:

5) If no physical address can be provided for the site, complete the location coordinates below.

Latitude: Deg. Min. Sec.

Longitude: Deg. Min. Sec.

THIS REFERS TO THE GPS (global positioning system) CO-ORDINATES OF THE GENERATION SITE (Latitude and Longitude finder: www.geocoder.ca)




B. HAZARDOUS WASTE GENERATOR:

Note: A generator ordinarily generates and stores hazardous waste onsite and ships the hazardous waste to a management or disposal facility. However, some generator facilities may also be management facilities. If a generator facility is also a management facility, the generator must also complete Part C.

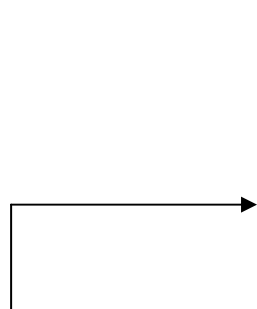
(1) Generator type (Sawmill, Restaurant, Petroleum Refinery, Residence, etc.)

For example, this could be a pulp mill, a gas station, automotive repair or just a RESIDENCE



(2) Source / process generating the Hazardous Waste (e.g. maintenance shop)

For example, fuel tank replacement, engine oil change or home IMPROVEMENT/DEMOLITION



(3) List the name, address and License to Transport number of the principal intended hazardous waste carrier(s)/ transporter(s) for each waste type; attach a separate sheet if necessary

THE CARRIER'S OR TRANSPORTER'S NAME, ADDRESS AND LICENCE TO TRANSPORT NUMBER (LT#) MUST BE PROVIDED FOR EACH WASTE LISTED IN PART B, SECTION 2 (BELOW)

To check if a carrier has a valid licence to transport hazardous waste in BC and which waste(s) the carrier is authorized to transport, see <http://www.env.gov.bc.ca/epd/hazwaste/licencees/index.htm>

NOTES:

1. Each carrier is licensed to transport specific types of wastes. A licence is not valid for all types of hazardous wastes.
2. A licence is only valid for one year from the time it was issued.

(4) List the name and address of the principal intended receiver(s)/consignee(s) where you intend to ship the hazardous wastes generated for each waste type; attach a separate sheet if necessary



THE HAZARDOUS WASTE MANAGEMENT FACILITY or LANDFILL NAME, ADDRESS AND PERMIT/AUTHORIZATION NUMBER MUST BE PROVIDED FOR EACH WASTE LISTED IN PART B, SECTION 2 (BELOW)

NOTES:

1. The type of waste will determine whether you need a Hazardous Waste Management Facility or a Landfill.
2. Transporter may assist in providing this information but the GENERATOR MUST ensure that the facility is authorized to receive the waste.
3. Each management facility and landfill is authorized to manage specific type(s) of waste(s). Indicate the specific receiver/consignee for each of the wastes.

(5) Complete the following table:

Physical State	Waste Identification			Quantity		Unit (L kg)	Handling Code
	Name of Waste	TDG UN #	TDG Class	Produced/30-day period	In Storage		
a)							
b)							
c)							
d)							
e)							



(6) Is the mode of generation ongoing, intermittent or one-time only?

Ongoing Intermittent One-time only

TO COMPLETE TABLE:

1. **FOR HAZARDOUS WASTES THAT ARE ALSO DANGEROUS GOODS, THE REQUIRED NAMING AND CLASSIFICATION INFORMATION CAN BE FOUND IN THE TRANSPORTATION OF DANGEROUS GOODS ACT AND REGULATIONS OR BY COMPLETING A SEARCH AT THIS WEBSITE:**
<http://www.wapps.tc.gc.ca/saf-sec-sur/3/sched1-ann1/schedule1form.aspx>
(Shipping Name and/or Description, UN number and class must be provided)
2. **FOR HAZARDOUS WASTES THAT ARE NOT DANGEROUS GOODS, USE THE WASTE NAME PROVIDED IN THE HAZARDOUS WASTE REGULATION, WHICH CAN BE VIEWED AT:**
http://www.bclaws.ca/EPLibraries/bclaws_new/document/ID/freeside/63_88_00

NOTES:

1. Instructions for the information required in the columns can be found in the first page of the application form.
2. In the first column, indicate the physical state (S=solid, L=liquid, G=gas or SL=sludge); ignore the letters [a), b), c), d) and e)].
3. Indicate the units using the International System of Units – metric: L for litres (generally for liquids) or kg for kilograms (generally for solids).

PART C IS TO BE COMPLETED ONLY IF YOU ARE:

- a 3rd party Waste Management Facility
- a Receiver of Hazardous waste
- storing someone else's waste
- storing your own waste at a site that is not the site where the waste was generated
- treating, disposing or otherwise managing hazardous waste

C. HAZARDOUS WASTE MANAGEMENT FACILITY:

(1) Check the appropriate box below:

Onsite Management Facility Receiver of Hazardous Waste

Return Collection Facility (for household hazardous wastes)

(2) Type of activity (Check all that apply)

Store Treat Recycle Dispose

(3) Complete the following table:

Physical State	Waste Identification			Quantity	Unit (L kg)	Handling Code
	Name of Waste	TDG UN #	TDG Class	Storage Capacity		
a)						
b)						
c)						

Storage capacity is the maximum quantity allowed in the facility at any one time. It cannot be more than the actual physical storage capacity for that waste at the site [e.g.: consistent with tank size(s), warehouse area, or other means of containment]

NOTE:

1. The BCG # (BC Hazardous Waste Generator number) does not apply to Part C of the application.
2. Facilities completing part C of the application, will be provided a different registration number, namely the BC Hazardous Waste Registered Site number (or RS#)



For those applicants required to complete Part C of this application, please note that the storage of hazardous waste requires that a written authorization be issued by the ministry for such storage. Effective April 1, 2009, the definitions of “temporary storage”, “short-term storage” and “long-term storage” were deleted, in favour of a re-defined “storage”. Consequently, the former provisions for temporary storage no longer appear in the regulation and are no longer valid. If you receive hazardous waste (even if it is your own waste, from another of your generation sites) and/or intend to store hazardous waste at a facility subject to Part C of this form, please contact your nearest Regional Environmental Protection Office for more information on the regulatory requirements for storage.

ALL APPLICANTS MUST COMPLETE PART D - CERTIFICATION

Site/Facility Owner or Waste Owner MUST SIGN Part D (1), unless an agent has been authorized in Part D (2)

NOTE: Agents may sign this portion of the certification only if Part D (2) below has been completed and the waste owner has signed off.

D. CERTIFICATION:

(1) I certify that the information provided on this form is correct and complete.

PRINT COMPANY NAME IF APPLICABLE

PRINT NAME

TELEPHONE NUMBER FAX NUMBER

SIGNATURE DATE (DD/MM/YY)

IF SOMEONE IS ACTING FOR THE WASTE OWNER, THE AGENT MUST FILL OUT THIS PORTION OF THE CERTIFICATION: Agents can be contractors, consultants, qualified professionals, brokers, lawyers, etc.

IF YOU ARE AN AGENT FOR THE WASTE OWNER (Site/Facility Owner or Waste Owner) YOU MUST COMPLETE BOX # 2

Agents MUST sign here

(2) If you are acting as an agent of the owner of the waste, please provide the information requested below and generator confirmation that you are acting on their behalf.

PRINT COMPANY NAME IF APPLICABLE

TELEPHONE NUMBER FAX NUMBER

SIGNATURE DATE (DD/MM/YY)

GENERATOR/MANAGEMENT FACILITY AUTHORIZATION OF AGENT ARRANGEMENT:

PRINT NAME SIGNATURE

Site/Facility Owner or Waste Owner MUST ALWAYS SIGN

By signing, the owner acknowledges that the agent is acting for him or her.

ATTENTION – Registration numbers

BCG# or BC Hazardous Waste Generator number

A BCG# is required by and will be issued to generators of hazardous waste meeting the quantity thresholds for registration. The BCG# must be inserted in the "Registration No./Provincial ID No." field in part A of the Manifest form.

RS# or BC Hazardous Waste Registered Site number

In general, a RS # will be issued to those storing or managing hazardous waste for other parties or anyone treating or disposing hazardous waste. The RS# must be inserted in the "Registration No./Provincial ID No." field in part C of the Manifest form.

For more details on how to fill out a manifest form, please see the Manual for Completing British Columbia's Hazardous Waste Manifests and Supplementary Forms which can be found at http://www.env.gov.bc.ca/epd/hazwaste/guideline_docs/pdf/haz-waste-manifests-forms.pdf

FOR FURTHER ASSISTANCE, PLEASE CONTACT YOUR REGIONAL OFFICE

List of regional office contact numbers can be found at: <http://www.env.gov.bc.ca/epd/main/regions.htm>

LINKS TO WORK SAFE BC

PUBLICATIONS: http://www.worksafebc.com/publications/publication_index/default.asp

ASBESTOS RELATED:

http://www.worksafebc.com/publications/health_and_safety/by_topic/assets/pdf/asbestos_hazards_homeowners.pdf

http://www2.worksafebc.com/i/posters/2003/WS%2003_03.htm

http://www.worksafebc.com/publications/health_and_safety/by_topic/assets/pdf/asbestos_labs.pdf

http://www.worksafebc.com/publications/health_and_safety/by_topic/assets/pdf/asbestos.pdf