





# Wildlife Distribution Mapping Mountain Sheep

Distribution and Relative Abundance

-  FEW (1 Sheep Per 5 - 250 Sq Km)
-  MODERATE (1 Sheep per 1.3 - 5 Sq Km)
-  PLENTIFUL (Over 1 Sheep per 1.3 Sq Km)
-  Rare or Occasional Sighting (Since 1980)

Subspecies Delineation

Thinhorn Sheep

 Stone Sheep  
(*Ovis dalli stonei*)

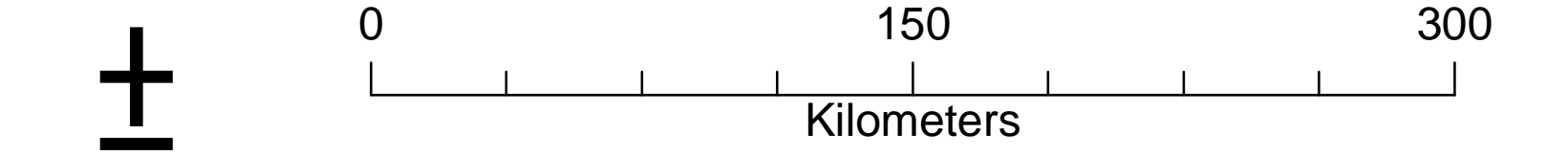
 Dall Sheep  
(*Ovis dalli dalli*)

Bighorn Sheep

 Rocky Mountain Bighorn  
(*Ovis canadensis canadensis*)

 California Bighorn  
(*Ovis canadensis californiana*)

Scale 1:2,000,000



Compiled by Clover Point Cartographics Ltd.

March, 2005

