

Quality Waters Strategy

Resource Document

May 10, 2005

Fish & Wildlife Recreation & Allocation Branch
Environmental Stewardship Division
B.C. Ministry of Water, Land and Air Protection

Table of Contents

<i>Table of Contents</i>	<i>1</i>
<i>1 Introduction</i>	<i>2</i>
<i>2 Quality Waters Strategy – Overview of the Process</i>	<i>3</i>
<i>3 Regional Quality Waters Management Committee</i>	<i>9</i>
<i>4 Provincial Quality Waters Management Committee</i>	<i>15</i>
<i>5 Angling Management Plan Guidelines</i>	<i>20</i>
<i>6 Tool Box</i>	<i>34</i>
<i>Appendix A – List of Working Group Members</i>	<i>39</i>
<i>Appendix B – Implementation & Transition Strategy</i>	<i>40</i>
<i>TRANSITION STRATEGY – FROM JSC TO P& RQWMCs</i>	<i>42</i>
<i>Appendix C - Committee Application/Nomination Form</i>	<i>44</i>
<i>Appendix D – Quality Waters Committees Procedural Guidelines</i>	<i>45</i>
<i>Appendix E – Application Form for Quality Waters Strategy Projects</i>	<i>49</i>
<i>Appendix F – Provincial Quality Waters Management Committee – Evaluation Form</i>	<i>52</i>
<i>Appendix G – Angling Management Plan – Summary Form</i>	<i>56</i>
<i>Appendix H – Angling Quality Table Sample – Constructed Scale for Recreational Quality - Crowding</i>	<i>58</i>
<i>Appendix I – Pilot Rod Day Allocation Policy</i>	<i>59</i>
<i>Appendix J – Resident Angler and Angling Guide Protocol Agreement</i>	<i>7779</i>

1 Introduction

1.1 Setting the Stage

British Columbia's freshwater sport fishing opportunities are managed by the provincial government to conserve fish stocks and return social and economic benefits to the provincial economy through a healthy and sustainable recreational sport fishery. Over the past decade, the policies for regulating angler demand on Classified Waters and other quality waters have declined in effectiveness as angler use has continued to increase. Accordingly, resource managers, anglers, guides and other members of the public have come together to propose this Quality Waters Strategy (QWS) - a management model to preserve the unique qualities of the province's quality waters through the management of angler use.

This document outlines a strategy for the management of angler use on selected quality waters under provincial management through the direction of the Ministry of Water, Land, and Air Protection (WLAP). It reflects the results of an extensive broad-based consultation with the angling public, as well as the work conducted by a focused group of government staff and stakeholder representatives (membership of this working group is provided in Appendix A).

The consultation process identified two major areas of concern, managing angler use and angling guide management. This resource document identifies a process for managing angler use, both guided and non-guided. The second major area of concern, angling guide management on all waters, is being addressed directly with the angling guide sector and with representatives of the resident angling community.

This Resource Document describes the proposed QWS in detail. It is intended as a reference document providing detail on all aspects of the process. The first two sections of this document summarize the strategy, while the subsequent sections provide specific detail on each of the components. The Appendices provide the working documents and forms. For clarity, waters considered for inclusion in the QWS are referred to as "quality waters", with the understanding that the majority of these are either currently Classified Waters, or candidates to become classified.

1.2 Guiding Principles

The following guiding principles were developed during the course of the review and direct the development and implementation of the QWS. At key steps in the strategy these guiding principles will be used as a means to ensure that the intent of this strategy is applied throughout the province in a consistent manner and that all interests are considered.

- To maintain the quality angling experience on selected provincial waters. To provide quality angling opportunities for all anglers
- To create an effective and mutually respectful process that facilitates sound management of angler use on provincial quality waters.
- Where angling opportunities become oversubscribed, decisions regarding angling opportunities will reflect the priority and interests of British Columbian resident anglers.
- To foster a healthy business environment that is supportive of angling guides, tourism businesses and local economies.
- To realize fair social and economic returns to the Province for the use of resources.
- To provide efficient, cost-effective and transparent administrative processes.
- To create an enforceable management system that ensures regulatory compliance and promotes ethical behaviour.
- To provide for timely acquisition and application of data for efficient management.
- To compliment provincial fisheries management goals for resource conservation and sustainable fisheries.

1.3 Habitat Conservation Trust Fund

The identified funding vehicle for the QWS will be a dedicated revenue source comprised of license, quality water, and rod day fees from angling guides and resident and non-resident anglers directed to, and administered by, the Habitat Conservation Trust Fund (HCTF). During the review it was determined that there was considerable overlap between the goals and objectives of the existing QWS under HCTF and those identified through the Classified Waters Review. The consultation and review structure outlined in this document is consistent with the process currently being utilized for the administration of other dedicated funds under HCTF and addresses previous concerns expressed by the HCTF board with regard to the administration and delivery of the QWS

2 Quality Waters Strategy - Overview of the Process

The following is an overview of the Quality Waters Strategy. The QWS has as its foundation an advisory process to allow for input from the local, regional and provincial perspective. As well, the process is based on an annual cycle with clearly defined steps for each month of the cycle. The specific details for all aspects of the strategy are provided in the subsequent sections of this Resource Document.

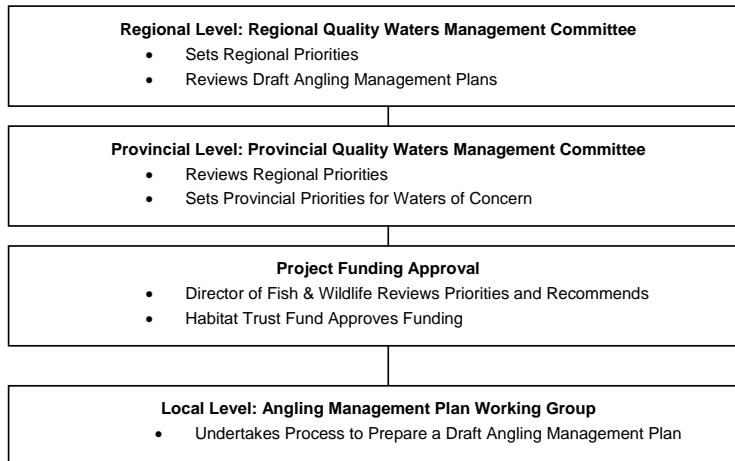
2.1 A Three Level Management System

The QWS is based on three distinct but interrelated levels of responsibility: regional, provincial and local. The respective management bodies will be composed of the following representatives:

- Resident anglers – residents of B.C.
- Angling guides - licensed B.C. angling guides, or their appointed representatives
- WLAP staff members

Exhibit 2.1 illustrates this three-level advisory system and the three committees are described below.

Exhibit 2.1 QWS - Three Level Management System



Assisting at all levels of this process are WLAP staff and designated members from the resident angling and angling guide sectors. Regional Coordinators assist with the Regional and local level and report to the Provincial Coordinator for the strategy. The Director of Fish & Wildlife is accountable for acting on the committees' decisions through recommendations to government.

Regional Quality Waters Management Committee

The Regional Quality Waters Management Committee (RQWMC) provides the regional perspective for the QWS. Working with this committee is the Regional Coordinator who is a Ministry staff person located in the region. The RQWMC submits its reports to the Provincial Quality Waters Management Committee (PQWMC).

The Purpose of the regional committee is to:

1. Provide a forum through which WLAP staff and stakeholders can provide regional expertise to the PQWMC on:
 - The Identification of regionally important quality waters and angler use issues,
 - The status and monitoring of existing quality waters, and
 - The need for angler use information on quality waters.
2. The RQWMC will develop funding applications for QWS projects within their respective regions.
3. The RQWMC is responsible for recommending, establishing and overseeing the Angling Management Plan Working Groups once it is determined that an AMP is required for particular water or waters.

The RQWMC is focused on those waters in the region where concerns with angler use have been identified. The committee works closely with the Regional Coordinator to identify, assess and prioritize waters of concern (Classified and/or unclassified).¹

Provincial Quality Waters Management Committee

The PQWMC provides the provincial perspective for the QWS. The RQWMCs submit annual reports to this provincial committee. It is the role of the Provincial Committee to review all regional proposals and funding applications for the upcoming funding year of the QWS. The Provincial Committee sets its priorities and makes recommendations through the Director of Fish & Wildlife to the HCTF Board for approval. Supporting this committee is the provincial coordinator, a Ministry staff person located in the Victoria office.

The purpose of the provincial committee is:

To develop management priorities and strategies on an annual basis for consideration and endorsement by the Director of Fish and Wildlife as follows:

- Development of Angling Management Plans (AMPs);
- Funding to support monitoring of existing AMPs on quality waters;
- Funding for data collection; and
- Implementation and monitoring of the QWS.

The PQWMC is responsible for determining projects of highest priority for the upcoming funding year and submitting their report to the Director of Fish and Wildlife for endorsement. The list of regional priorities is provided to the committee in the Regional Reports submitted by the RQWMCs. The committee works closely with the Provincial Coordinator to evaluate the regional proposals and determine those of highest priority for consideration and endorsement by the Director of Fish and Wildlife. The committee oversees the Quality Water Strategy and provides recommendations for improvements as required.

AMP Working Group

The local level of input occurs when there is a need to develop an AMP. If funding has been approved for an AMP on a specific water of concern, then an AMP development process is initiated. The RQWMC will hold a public forum in the most appropriate community close to the water under consideration (see Exhibit 2.2, Month 7).

At the initiation of the AMP development process, the Regional Coordinator will identify those First Nations whose interests may be affected by the plan and will provide an opportunity for First Nation's consultation.

The RQWMC will then identify interested, capable and representative members for the AMP Working Group. The AMP is developed at the local level and coordinated by the Regional Coordinator (WLAP staff). It is highly recommended that this process be facilitated and documented by a contracted third party. This will allow the Regional Coordinator to act as the government representative.

The AMP Working Group is responsible to assist and advise the facilitator in the development of an AMP for a specific water of concern. The AMP Working Group provides local knowledge with the respect to angler use, the fish resource and angling trends and characteristics. The AMP Working Group is formed specifically to assist with the development of the draft AMP.

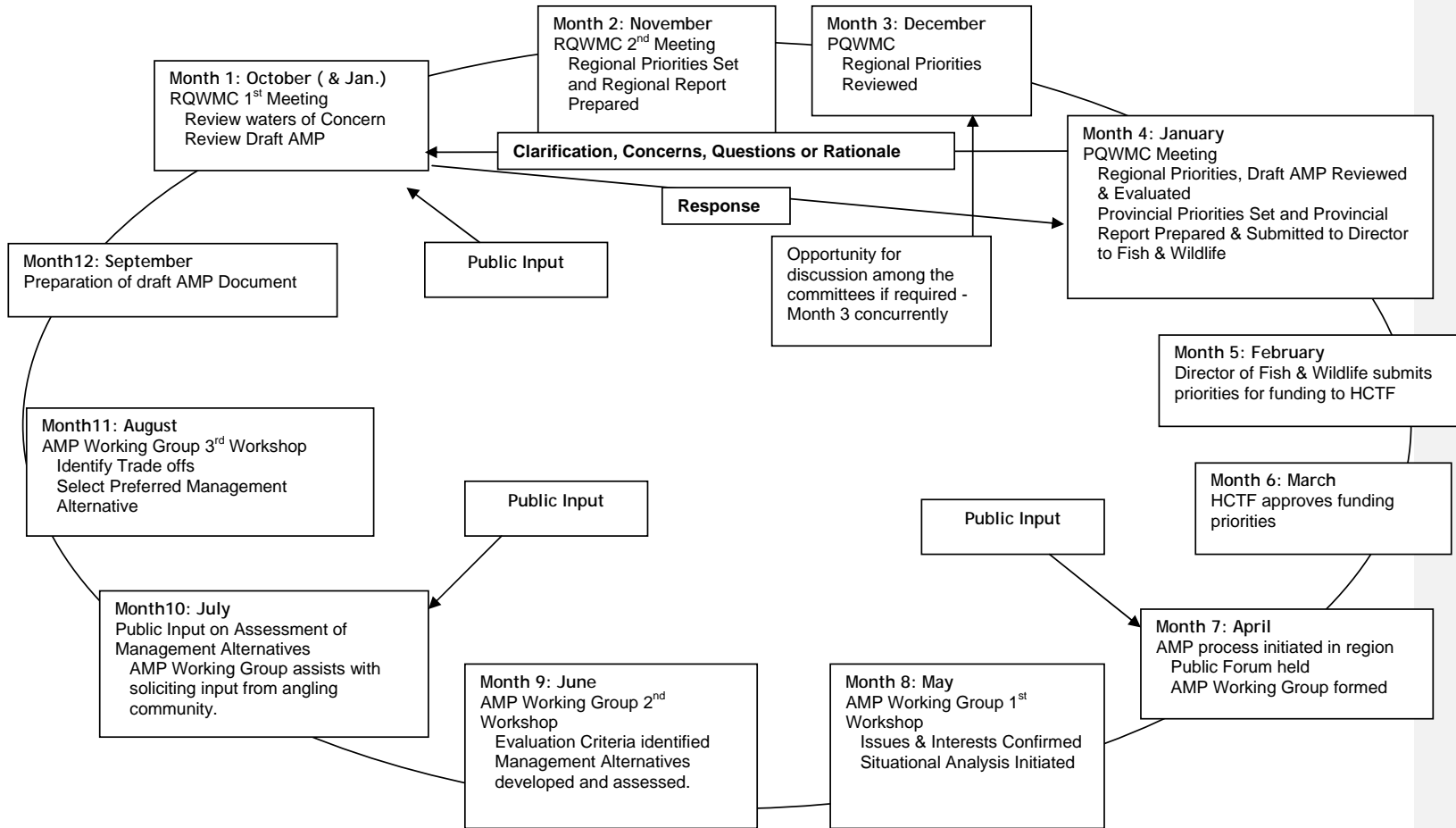
The scope and primary objective of an AMP is to establish a water(s) specific regulatory regime utilizing the least restrictive measures possible to regulate angler use to levels which maintain the quality of the angling experience.

2.2 The Annual Cycle

The QWS is a detailed process that is based on an annual cycle. This cycle is linked to the timing requirements of HCTF for its funding program. The key steps in the annual cycle is provided in Exhibit 2.2 and summarized in this section.

¹ Please note that not all Regions will have a RQWMC and that some Regions may be combined into one committee. This will be determined by the PQWMC based on the number of Quality Waters in the various Regions.

Exhibit 2.2 Annual Quality Waters Strategy Cycle



Month 1: October - First Meeting of the RQWMC

The purpose of this first meeting in the annual cycle of the QWS is to review the existing Classified Waters with respect to angler use management and identify any new waters of concern which should be considered for an AMP. The meeting agenda may be quite heavy and could require either an additional day or a pre-meeting conference call. The meeting agenda includes the following topics:

- Status of existing Classified and previously identified quality waters of concern
- New waters for consideration
- Open forum for public comments
- Evaluation of waters of concern
- Tasks / information needed for final annual meeting

At the end of the meeting the committee has developed its first cut at a list of priorities for the region. This list may be in its final form or, if key information is missing, in draft form to be revised at the next meeting based on additional information.

Month 2: November - Second Meeting of the RQWMC and Submission to PQWMC

The purpose of the second and final meeting of the RQWMC is to finalize the regional priorities for the QWS and to prepare the regional report and application forms for any projects being submitted to the PQWMC for funding consideration. By the end of Month 2 the Regional report and project application forms are completed and submitted to the Provincial Coordinator for distribution to the PQWMC.

Month 3: December - PQWMC Review of Regional Priorities.

The first step in the review at the provincial level is for each committee member to individually review and evaluate the applications for funding. The evaluation considers the following key areas:

- Guiding Principles
- Angler crowding
- Presence of a special fish stock
- Setting
- Economic and social value

This is a good opportunity for acquiring feedback or more information from regional committees.

Month 4: January - PQWMC Annual Meeting

The PQWMC meets to collectively evaluate and prioritize each of the projects that have been proposed by the Regional Committees. It is anticipated that the total cost for the proposed regional projects will exceed the available funding for any given year. Therefore the provincial committee is tasked with setting priorities for the upcoming year. In so doing, the following criteria will be taken into consideration:

- Seriousness of the concern
- Urgency to be addressed
- Potential growth in angler use and related impact if not managed
- Funding and staffing resources available for program year.

At the end of the meeting the committee has selected its list of priority projects to be funded for the upcoming year. The recommended list of projects is submitted to the Director of Fish & Wildlife.

Requests for clarification or rationale about the Draft AMP can be referred back to the RQWMC in January for further information.

Month 5 & 6: February & March - Submission of Report & Approval of Funding

The PQWMC's list of priorities endorsed by the Director of Fish & Wildlife is submitted to HCTF for consideration of funding. Once approved then funds are allocated to the Regional Coordinators for implementation of the projects.

Month 7: April - Initiation of AMP Process - Public Forum

The Regional Coordinator, upon direction from the Director of Fish & Wildlife and in consultation with members of the Regional Committee, initiates the AMP process within the region. As noted previously, it is recommended that a facilitator be hired at this time to assist the Regional Coordinator and AMP Working Group with the development of the draft AMP. The first step is a public forum to confirm the issues and concerns regarding the water of concern and identify potential Working Group members.

The AMP Working Group is endorsed by the Director of Fish & Wildlife and formed at the end of month 7.

Month 8: May - First Working Group Meeting & Situation Analysis

The first AMP Working Group Meeting is held to formalize the committee and review the overall process to develop the AMP. With data provided by the RQWMC and information and observations from the AMP Working Group, the Facilitator then prepares the situation analysis for the water of concern. .

Month 9: June - Second AMP Working Group Workshop

It is recommended that three days be scheduled for the second workshop of the AMP Working Group. However, if participants have difficulty with 3 consecutive days it may be necessary to schedule 2 weekend meetings or consider some other arrangement that meets the needs of the group. The meeting(s) are necessary to identify and evaluate management alternatives for the water of concern. It is expected that the outcome of the meeting will be a selection of preferred angler management strategies that identified in the "Tool Box" (see Section 6). A detailed evaluation process, which allows for the identification of trade-offs and consequences, is then undertaken by the working group.

Month 10: July - Public Consultation

At this point in the AMP process, public input is solicited regarding the proposed alternatives. The Working Group members will assist the facilitator in soliciting input from the angling community and interested public.

Month 11: August - Final AMP Working Group Workshop

The third and final workshop of the AMP Working Group will undertake the following:

- Review of input from Public Consultation;
- Identification of trade-offs and selection of the preferred alternatives; and
- Preparation of the draft AMP Document which will include the management strategies and the implementation and monitoring plans.

Month 12: September - Documentation Review and Submission

The draft AMP is reviewed at the local level and then submitted to the Regional Coordinator for review by the P/RQWMC. The provincial committee endorses the AMP or returns it to the regional committee with comments. The Director of Fish & Wildlife endorses the final AMP by January of the following year for implementation for the upcoming fishing season.

2.3 New Classification System

As part of the review to prepare the QWS, the existing classification system was reviewed and revised.

Exhibit 2.3 Four Level Classification System for Quality Waters
Anadromous Class 1: <ul style="list-style-type: none">• Quality wilderness waters with wild anadromous fish• A water that due to its remote natural setting raises the quality of the already high angling experience• Remote – no road access or very limited road access
Anadromous Class 2 <ul style="list-style-type: none">• Quality Semi-wilderness with wild anadromous fish• A water that has the natural ability to produce trophy fish, therefore increasing the angling experience• Rustic – some road access to extensive road access
Non-Anadromous Class 1 <ul style="list-style-type: none">• Quality wilderness waters with wild non-anadromous fish• A water that has the natural ability to produce trophy fish, therefore increasing the angling experience• Remote – no road access or very limited road access
Non-Anadromous Class 2 <ul style="list-style-type: none">• Quality Semi-wilderness with wild non- anadromous fish• A water that has outstanding angling opportunity for non-anadromous trout and/or char• Rustic – some road access to extensive road access

3 Regional Quality Waters Management Committee

3.1 Introduction

The RQWMC provides the regional perspective for the QWS. Working with this committee is the Regional Coordinator who is a Ministry staff person located in the region. The RQWMC submits its reports to the PQWMC. This section of the Resource Document provides the Terms of Reference for the committee and details the committee's procedures. Below is the QWS annual Cycle with the regional level of responsibilities highlighted. These responsibilities are discussed in the following sections.

Exhibit 3.1 Quality Waters Strategy - Annual Cycle - Regional Level Responsibilities				
Month	Regional Coordinator	Regional Quality Waters Management Committee	Provincial Quality Waters Management Committee	AMP Working Group
1. Oct	Organizes and coordinates 1 st Meeting	1 st Meeting Review draft AMP and regional review of waters of concern		
2. Nov	Organizes and coordinates 2 nd Meeting	2 nd Meeting – report to PQWMC – Recommendations for AMP, data collection, and/or monitoring		
3. Dec	Forwards appropriate materials to provincial coordinator		Reviews Report and sets provincial priorities	
4. Jan			Director of Fish & Wildlife reviews provincial report and makes recommendations to HCTF	
5. Feb.			HCTF reviews applications	
6. March			HCTF approves funding	
7. April	Regional Coordinator initiates AMP process Regional committee and coordinator Recommend AMP Working Group members	Committee provides input on AMP Working Group membership		First Workshop of AMP Process
8. May				Assists with data and information gathering
9. June				2 nd Workshop
10. July				Assist with public consultation
11. Aug.				3 rd Workshop
12. Sep.				Assist in preparation of AMP

3.2 The Terms of Reference - Regional Quality Waters Management Committee

Purpose

Provide a forum through which WLAP staff and stakeholders can provide regional expertise to the PQWMC on:

- The Identification of regionally important quality waters and angler use issues,
- The status and monitoring of existing quality waters,
- The need for angler use information on quality waters.

The RQWMC will also develop funding applications for QWS projects within their respective regions.

Scope

The RQWMC is focused on those waters in the region where concerns with angler use have been identified. The committee works closely with the Regional Coordinator to identify, assess and prioritize waters of concern. Included in the review are existing Classified Waters and newly identified quality waters which have angler use concerns.

Members

The RQWMC will be composed of up to 10 members, 7 of whom could be eligible for a renewable 2-year term. The Committee is made up of representatives from:

- 4 members representing the resident recreational angling community
- 3 members representing the commercial guiding sector
- Regional Fish and Wildlife Manager or designate

Notwithstanding the implementation and transition phase², the Regional Coordinators will receive nominations for, or applications from, potential members for the RQWMC. After a thorough review of their qualifications, and phone or personal interviews, the RQWMC, which will review the Coordinator's evaluation of the various candidates and make a recommendation for membership. A list of all candidates for each will be presented to the Director of Fish and Wildlife from each Regional committee along with their recommendation. The Director will either endorse the selections of the RQWMC or return the selection list to the Committee(s) with concerns or recommendations for further consideration. There is a provision for the Provincial Coordinator to also review and make recommendations on RQWMC selections.³

Committee members bring a range of expertise to the Committee and are selected on the following considerations:

- Ability to focus at the regional level
- Knowledge of the regional fishery
- Willingness to participate, abide by the rules of engagement and agree on the timeline for the Regional Committee.

Tasks of the Committee

The RQWMC will undertake the following tasks on an annual basis:

- Review the status of identified waters of concern (both classified and un--classified Waters)
- Review and monitor ongoing Angling Management Plans for waters within the region
- Consider identification of any new waters of concern within the region
- Prioritize waters of concern and make application to the PQWMC for funding for the upcoming year to:
 - o Undertake an AMP for a specific water(s) of concern
 - o Determine data acquisition strategies to monitor existing, or pending AMPs.

Specific details on the procedures to complete the above tasks are provided in Section 3.3 of the QWS Resource Document.

² See Appendix B for details on the Implementation and Transition Strategy for the PQWMC & RQWMCs

³ See Appendix B for selection of the inaugural RQWMCs

The Regional Coordinator is responsible for coordinating the meetings and ensuring that the Procedures of the RQWMC (Resource Document Section 3.3) are followed.

Meetings and Time Commitments

Each year the RQWMC members are required to attend two meetings within a two month period (Oct/Nov) to complete the above tasks. Members will also be required to review documents prior to the meetings.

The meetings and deliberations of the committee will be conducted according to the Quality Waters Committees Procedural Guidelines noted in Appendix D of the QWS Resource Document.

3.3 Procedures - Regional Quality Waters Management Committee

The detailed procedures of the Regional Quality Waters Management Committee and the Regional Coordinator are provided in this section. Exhibit 3.1 is the annual timeline for the QWS and highlights the tasks which occur at the regional level.

Preparation for First Regional Meeting - *Month 1: October*

The Regional Coordinator (WLAP staff) is the primary facilitator of QWS activities within region and the contact person for the Provincial Coordinator. In preparation for the first meeting of the RQWMC the coordinator would prepare the following materials and distribute to the committee members:

- List of waters which have been identified as having angler use concerns. This list would include waters identified by the Regional Coordinator, RQWMC members and the angling community. Included in this listing would be any background information on the waters of concern and listing of the available data. This could include list of fish species, level of angler use and list of issues related to angler use.
- Update of the previous year's data collection on waters within the region; where applicable.
- Draft AMP prepared over the previous six months and submitted by the Local AMP Working Group. Note – this would only occur if an AMP had been funded in the previous year.

First Meeting of the Regional Quality Waters Management Committee ⁴

The purpose of this first meeting of the committee is to review existing Quality Waters with respect to angler use management and to identify any new waters of concern that should be considered for an AMP. The meeting agenda includes the following topics:

1. Status of existing Quality and previously identified candidate waters

- For those Quality Waters with an AMP - what is the status of the monitoring program (if any) and are there issues associated with the existing plan?
- For those Quality Waters without an AMP (classified prior to this updated QWS) are there angler use issues which warrant consideration for increased scrutiny?
- Review of data/information acquired through previous year's QWS activities on Quality or candidate waters
- Review of draft AMP submitted by local AMP Working Group prepared with previous year's funding. Make recommendation to forward the draft AMP to provincial level or return for revisions.

2. Waters identified in previous year, which have angler use concerns

- Are angler use concerns still an issue?
- Should this water be included in the funding application for the upcoming year either for data collection or AMP development?

3. New waters for consideration

- What is the nature of the angler use issue(s)?
- Is data available to support this concern?
- Is there public support for increased management?

⁴ The PQWMC and the RQWMC need to determine if the first meeting of the RQWMC will be an open public meeting or if there will be a break after item number 3 to provide time for the Regional Coordinator to prepare a summary of the first three agenda items before opening the meeting at a specified time for an open public forum on the Quality and other waters in the region.

- Should this water be included in the funding application for the upcoming year either for data collection or AMP development?
4. Open Forum for a maximum of 1 hour for comments from angling community; (see footnote 4.)
- At this point in the agenda the committee will open the floor to anyone attending the meeting as an observer and who wants to provide input to the committee on any existing or proposed waters of concern.
 - Following the conclusion of the public forum, the committee will re-convene to review the public input and complete items 5 & 6.
 - The committee will then determine if any additional waters should be added for evaluation.
5. Evaluation of "Waters of Concern" being considered for an AMP
- Using the Evaluation Matrix (Exhibit 3.2) each water of concern will be evaluated against a consistent set of criteria
 - Is key information missing in order to complete this evaluation, and can it be gathered before the next committee meeting?
 - 6. Tasks/information required for the second and final meeting of the committee for this year Based on the evaluation matrix, is there a priority for the region for the upcoming year? If not, what information is required to complete the evaluation matrix?
 - Is there is clear direction for the upcoming year's priorities? What information is required to complete the regional report and application forms if funding is being requested?

At the end of the meeting the committee will have developed its first cut at a list of priorities for the region. This list may be in its final form or, if key information is missing, in draft form to be revised at the next meeting based on additional information.

Exhibit 3.2 Regional Review - Evaluation Matrix To Identify Priority Candidate Waters of Concern			
Evaluation Criteria	Candidate 1	Candidate 2	Candidate 3
List (point form) issues regarding existing or potential angler crowding by resident, non-resident and non-Canadian anglers – guided or unguided.			
What support has been expressed for increased management of angler use			
List freshwater or anadromous wild fish stocks bearing exceptional qualities			
Has angling community acknowledged exceptional fish stocks?			
What is the access (inaccessible, etc)			
Does the setting contribute to the quality of fishing experience?			
Does the water generate local, regional and provincial economic value or have the potential to do so			
Are there important social values associated with the water?			

Pre meeting Preparation - Regional Coordinator - *Month 2: November*

Based on the outcome of the first meeting, the regional coordinator will undertake the following prior to the next meeting:

- Compile any additional information that the committee requires to complete its evaluation matrix

- Prepare the first draft of the application forms (Appendix E) and regional report (See next page for outline of report).

The Regional Coordinator may request the assistance from individual committee members to help prepare this material prior to the second meeting.

Second Meeting of the Regional Quality Waters Management Committee

The purpose of this second and final meeting of the RQWMC is to finalize the documents to be submitted to the Provincial Quality Waters Management Committee for funding consideration for the upcoming year. The meeting agenda includes the following topics:

1. Complete Evaluation Priority Matrix

- Review new information if required and complete the evaluation
- Agree on priorities for upcoming year. These priorities could include:
 - o request for AMP process for existing or new candidate water
 - o Request for data collection to support monitoring program of an existing AMP
 - o Request for baseline data collection for water of concern to facilitate subsequent AMP development.
- Review draft documents to be submitted to PQWMC. The committee will provide their comments and input to assist the regional coordinator in completing the documents. (The documents are discussed in the following section) The documents will include:
 - o Regional Advisory Committee Report, and
 - o Applications for Funding for Upcoming Year

2. Selecting New Committee Members:

In years subsequent to the initial appointment of the RQWMC, it will be necessary from time to time to replace members of the committee who resign or have fulfilled their maximum term on the committee. The selection process for replacement members will be the same as the initial membership selection process. (See 3.2 Members)

Regional Quality Waters Management Committee Report

At the end of Month 2 the RQWMC will submit a report to the PQWMC. The intent of the regional report is to provide an overview of the region's quality waters and to document the priorities for the upcoming year. The Regional Coordinator would prepare this report and the RQWMC would review it prior to submission to the provincial committee. To reduce workload the report format would be in point form and the content would follow the First Meeting Agenda (essentially it would be the minutes of the two meetings of the committee). The outline for this report is provided below. The region is encouraged to follow this outline to provide for consistency between regions and to facilitate the review at the provincial level.

Table of Contents for Regional Quality Waters Management Committee Report:

1. Existing Classified Waters within region

- Status of existing Classified Waters and notation on any concerns raised regarding angler use on specific waters, and
- If AMPs are in place – the status of the AMP

2. Waters of Concern

- Identification of any waters which have angler use concerns and do not have any management regimes in place to address angler use, and
- Summary of the concerns regarding angler use for each water identified.

3. Priorities for Upcoming Year;

- Completed Evaluation Matrix (Exhibit 3.2),
- Priorities for AMP – If water is being proposed for an AMP process, an overview of this water of concern and any additional information to support the application is provided in this section.
- Priorities for Data Collection – If the committee has set priorities for data collection which require funding, the projects will be summarized in this section and any additional information to support the application for funding will be included.

4. Draft AMP – Summary of input from RQWMC

- A short summary of the committee's review of the draft AMP that was prepared under the previous year's funding.

5. Additional Comments

- As this process is implemented, the RQWMC may have recommendations for the provincial committee to consider and they would be noted here. .

Application for Quality Waters Strategy Projects

The RQWMC sets its priorities for the upcoming year. If these priorities require funding for an AMP process or data collection, an application form is required. This application accompanies the regional report submitted to the PQWMC for review. The application form is provided in Appendix E and requires the following information.

- List of Evaluation criteria which the Candidate Water meets.
- Background information on the water (location, size, etc.).
- Preliminary list of issues and concerns regarding angler use.
- Any available data on angler use.
- Evidence of support at the local, regional and provincial levels.

Input at Key Steps

The second meeting is the end of the formal responsibilities of the RQWMC. However at key points over the year the committee could be required to review, and individually comment on, the following:

- Provincial Quality Waters Management Committee Report
- The RQWMC, in consultation with local sector interests, will develop a list of recommended AMP WG members if an AMP process is undertaken.

In addition, if an AMP process is funded within the region, the regional committee members will support this AMP process by attending the information session and providing input to the process. They may also choose to participate at the AMP Working Group level (Section 5).

4 Provincial Quality Waters Management Committee

4.1 Introduction

The PQWMC provides the provincial perspective for the QWS. The RQWMCs submit annual reports to this provincial committee each November. It is the role of the Provincial Committee to review all regional proposals and funding applications for the upcoming funding year of the QWS. The PQWMC sets its priorities and develops an operating plan for the following year. The Director of Fish and Wildlife either endorses the report from the PQWMC and forwards it to the HCTF for their consideration or returns the report to the PQWMC with concerns and recommendations for further discussion or clarification. The final report is then submitted to the HCTF Board. Supporting this committee is the Provincial Coordinator, a Ministry staff person located in the Victoria office. This section of the Resource Document provides the Terms of Reference for the committee and details the committee's procedures. Below is the QWS annual cycle with the provincial level of responsibilities highlighted? These responsibilities are discussed in the following sections.

Exhibit 4.1 Quality Waters Strategy - Annual Cycle - Provincial Level Responsibilities

Month	Regional Quality Waters Management Committee	Provincial Coordinator	Provincial Quality Waters Management Committee	AMP Working Group
1. Oct	1 st Meeting Review of draft AMP and regional review of waters of concern			
2. Nov	2 nd Meeting – report to PQWMC	Obtains regional applications and prepares documentation for Committee review.		
3. Dec		Disseminate applications to provincial committee	Committee members review and evaluate Regional reports.	
4. Jan	May receive a request from the PQWMC to review the draft AMP to respond to questions, to provide clarification or rationale for certain recommendations.	Coordinate annual PQWMC meeting Forward results of committee review to Director	By Jan 15th the committee will have met for full day meeting and decided on projects including new or revised AMPS, data collection, and/or monitoring for the up-coming year. Director of Fish & Wildlife reviews and endorses the provincial report and refers it to HCTF	
5. Feb.			HCTF reviews applications	
6. March			HCTF approves funding	
7. April	Regional Coordinator initiates AMP process			1 st Workshop
8. May				Data gathering
9. June				2 nd Workshop
10. July				Public consultation
11. Aug.				3 rd Workshop
12. Sep.				Preparation of AMP

4.2 The Terms of Reference - Provincial Quality Waters Management Committee

Purpose

Annually, to provide the Director of Fish and Wildlife with management proposals based on their collective assessment of provincial priorities regarding:

- Development of AMPs
- Funding to support monitoring of existing AMPs
- Funding for data collection, and
- Implementation of the Quality Water Strategy.

Scope

The PQWMC is responsible for making recommendations on the provincial priorities for the QWS for the upcoming funding year. The list of regional priorities is provided to the committee in the reports submitted by the RQWMCs. The committees work closely with the Provincial Coordinator to evaluate the regional proposals and recommend provincial priorities. The committee oversees the QWS and monitors the success of the recommendations for improvements based on an evaluation & assessment of the desired outcomes.

Members

The PQWMC will be composed of up to 10 members for a renewable 2 year term. It is made up of representatives from:

- 4 members representing the resident recreational angling community
- 3 members representing the commercial guiding sector
- Up to 3 representatives of the Ministry of Water, Land and Air Protection - the Provincial Coordinator, one Regional Fish and Wildlife Manager or designate, and may include one other ministry appointee. Notwithstanding the implementation and transition phase⁵, the PQWMC will receive nominations for, or applications from, potential members for the PQWMC.⁶ After a thorough review of their qualifications, and phone or personal interviews, the PQWMC will review the Coordinator's evaluation of the various candidates and make a recommendation for membership. A list of all candidates will be presented to the Director of Fish and Wildlife from each committee along with their recommendations. The Director will either endorse the selections of the PQWMC or return the selection list to the committees with his/her concerns or recommendations for further consideration.⁷

Committee members bring a range of expertise and are selected on the following considerations:

- Ability to focus at the provincial level
- Knowledge of the fishery
- Willingness to participate, abide by the rules of engagement (Appendix D) and agree on the timeline for the provincial committee

Tasks of the Committee

On an annual basis the PQWMC will undertake the following tasks:

- Review the Regional Reports
- Evaluate projects proposed by the RQWMC
- Identify priorities for the upcoming funding year to include:
 - Development of new or revised AMPs
 - Ongoing monitoring of existing AMPs
 - Baseline data collection for other waters of concern
- Review the QWS process and tools and make recommendations for improvements

⁵ See Appendix B for details on the Implementation and Transition Strategy for the PQWMC

⁶ See Committee nomination/application form in Appendix C

⁷ See Appendix B for selecting the inaugural PQWMC

- Review and provide input to the nomination process for members of the Quality Waters Regional Committees and AMP Working Groups.

Specific details on the procedures to complete the above tasks are provided in Section 4.3 of the QWS Resource Document.

The Provincial Coordinator is responsible for coordinating the meetings and ensuring that the Procedures of the PQWMC (Resource Document Section 4.3) are followed.

Meetings and Time Commitments

Each year the PQWMC members are required to attend one full day meeting (first two weeks of January) and prior to this meeting to review the regional reports and evaluate the proposed projects. Telephone conferencing may be required at other times of the year.

The meetings and deliberations of the committee will be conducted according to the QWS Committee Procedural Guidelines noted in Appendix C of this QWS Resource Document.

Inaugural Meeting of the Provincial Quality Waters Strategy Committee

The inaugural meeting of the PQWMC will not likely occur until the summer of 2005. In the meantime, the existing Joint Steering Committee, in coordination with Ministry staff, will manage the implementation of several elements of the strategy that are essential to initiating the first aspects of the QWS for the 2005 fishing season. Regional Committees will be in place for the commencement of the QW Strategy Cycle in October.

4.3 Procedures - Provincial Quality Waters Management Committee

The detailed procedures of the PQWMC and the Provincial Coordinator are provided in this section. Exhibit 4.1 is the annual timeline for the QWS and highlights the tasks which occur at the provincial level.

Preparation for Committee Review of Reports and Project Evaluation - *Month 2: November*

The provincial coordinator is responsible for the activities of the PQWMC. In preparation for the provincial meeting, the coordinator will prepare the following materials and distribute to committee members:

- Regional reports
- Summary table of all projects being proposed by the regional committees. These projects will be given a unique project number. The summary table will list the project name, number, short description, region and total costs. The projects will be grouped into the following categories:
 - o Proposals for AMP development
 - o Proposals for ongoing monitoring of existing AMPs
 - o Proposals for baseline data collection for other waters of concerns.
- Evaluation forms for each of the proposed projects.
- Proposed Agenda for Committee meeting

Individual Committee Member Review and Evaluation of Proposed Projects - *Month 3: December*

During this month the committee members will review and evaluate the proposed projects on their own prior to attending the committee meeting. A standard evaluation form is provided for each project to facilitate this review and evaluation. The evaluation form is provided in Appendix F and considers the following key areas:

- Guiding Principles
- Angler crowding
- Presence of a special fish stock
- Setting
- Economic and social value

The completed evaluation forms are then reviewed collectively at the Committee meeting.

Provincial Quality Waters Management Committee Annual Meeting - *Month 4: January*

The purpose of this meeting is to evaluate and prioritize each of the projects that have been proposed by the Regional Committees. The provincial committee members are required to complete their individual evaluation on each project prior to this meeting. The meeting agenda includes the following topics:

1. Update of Funding and Program

- Synopsis of the previous year activities, the Provincial Coordinator will prepare and present an annual report (for submission to HCTF board).
- Identification of up coming year's funding availability

2. Project Review and Evaluation

- Detailed discussion on each project and the committee members evaluation
- Individual evaluations are consolidated into one overall evaluation form for each project

3. Setting of Priorities

- Discussion and agreement on the top priorities for all three categories – AMP development, ongoing monitoring and base line data collection. Each project would be designated a ranked priority level (1, 2, 3).

4. Nominations for Committee Members

- In years subsequent to the initial appointment of the PQWMC, it will be necessary from time to time to replace members of the committee who resign or have fulfilled their maximum term on the committee. The selection process has been outlined in Section 4.2 –“Members”.
- At this time, names may have come forward, through the Provincial Coordinator for membership on the PQWMC or RQWMCs. The role of the Provincial Coordinator is to present these names to his/her committee as per section 4.2 “Members” and to forward nominations/applications for the RQWMCs to the appropriate Regional Coordinators with or without comment. The Provincial Coordinator also has some responsibility to ensure that all committee members are representative of a variety of angling interests and that RQWMCs are fulfilling their responsibilities.⁸

5. Review of QWS

- The committee will undertake an annual review of the strategy, its process, and tools. The Provincial coordinator, in preparing for this meeting, will have provided committee members with a report identifying any key concerns that have been raised by the regional committee or AMP working groups with respect to the process and use of the tools.
- The committee will identify recommendations to address any concerns raised.

Setting Priorities

The Provincial Coordinator will prepare a summary table described in 4.3 - Preparation - bullet 2. This summary will list all of the proposed projects that have come forward from the regional committees. It is anticipated that the total cost for the proposed projects will exceed the available funding for any given year. Therefore the provincial committee is tasked with setting priorities for the upcoming year. The evaluation form which the committee member has completed prior to the meeting facilitates this review process. Committee members will come fully prepared to the meeting to discuss and set priorities for the upcoming year.

In setting the priorities for the upcoming year the following criteria will also be taken into consideration:

- Seriousness of the concern
- Urgency to be addressed
- Potential growth in angler use and related impact if not managed
- Funding and staffing resources available for program year.

The outcome of this review will be a recommended prioritized list of projects to be considered for funding. These projects will include:

- AMP development or revision
- Ongoing monitoring of existing AMPs
- Baseline data collection for other waters of concerns

The recommended list of projects will be submitted to the Director of Fish & Wildlife as part of the provincial committee's report. The Director will either endorse the proposed projects and forward them to the HCTF for

⁸ There are a variety of ways that names could come forward for the various committees. It is important that the sector members have significant influence in the final selection of these representatives. New members from all sectors must be sought and endorsed by representatives of their sector – guiding or angling public- (with support from other sectors) on the provincial or regional committees. The Director is encouraged to engage in discussions with the committees regarding the selection of new committee members.

funding consideration, or refer the project list back to the PQWMC with concerns or recommendations for their consideration before forwarding them to the HCTF.

Provincial Quality Waters Management Committee Report

By the end of Month 4 (January) the PQWMC will submit a report to the Director of Fish & Wildlife. The intent of the provincial report is to provide a summary of all projects that were submitted by the regional committees, recommend the priority projects for the upcoming funding year, document the evaluation in determining priorities, and recommend any improvements to the overall strategy process and tools. The Provincial Coordinator will prepare this report and the PQWMC will review the document prior to its submission to the Director of Fish & Wildlife. To reduce workload the report format would be in point form and the content would follow the meeting agenda (essentially it would be the minutes of the committee meeting). The following is the table of contents for the provincial report.

Table of Contents for Provincial Quality Waters Management Committee Report

1. Update and Review of Previous Year's Activities (annual report to HCTF)

- The status of the previous year's projects
- The draft AMPs that were developed in the previous year would be included in the report as an attachment and the recommendations from the regional and provincial committees regarding the draft AMP would also be included in this section.

2. Summary of Projects Proposed for Current Year

- A summary of the projects proposed for the current year.
- The summary table prepared for the committee meeting will be included in this section.

3. Priorities for Current Year

- Recommendations of the committee for the upcoming year. This section lists the top priorities that the committee is recommending for funding.
- A summary of the key reasons why the projects were chosen.
- The application forms that were prepared by the regional committee are included with the document as attachments. This section only summarizes the priority projects.

4. Recommendations for QWS Process and Tools

- The committee's recommendations for improvements to the QWS process and tools.

Submission of Report & Approval of Funding - *Month 5 & 6: February & March*

The PQWMC's report is submitted to the Director of Fish & Wildlife. The Director reviews the document and either endorses the report and forwards it to the HCTF for funding consideration, or refers the report back to the PQWMC with concerns or recommendations for their consideration before making the formal submission to HCTF for the upcoming funding year. .

Input at Key Steps in the Process

The submission of the provincial report marks the end of the formal responsibilities of the PQWMC for the annual cycle. However at key points in the process the provincial committee may be required to provide input to the process. These include:

- Review of any changes to the provincial priorities as requested by the Director of Fish & Wildlife
- Review a list of proposed members for any of the RQWMCs
- Review of list of AMP Working Group members that is being proposed

5 Angling Management Plan Guidelines

5.1 Introduction

Angling Management Plans are plans intended to address angler use issues on a specific water or related collection of waters (e.g., adjacent waters or waters in the same watershed). They are living documents subject to review on an annual basis. The decision to undertake an AMP process is the result of regional and provincial review under the QWS as described in Sections 3 and 4 of the QWS Resource Document. The AMP is developed at the local level and coordinated by the Regional Coordinator (WLAP staff). An AMP Working Group is formed to assist in the development of the draft AMP.

The primary objective of an AMP is:

- To establish a water(s) specific regulatory regime utilizing the least restrictive measures possible to regulate angler use to levels which maintain the quality of the angling experience;

Essential components of an AMP include:

- A description of the characteristics of the water, its fish and fishery,
- A description of the concerns/problems identified for the water of concern
- A description of strategies to achieve a set of objectives to address angler use concerns on the water
- An established schedule for review and revision of the plan.

Scope of an AMP

An AMP is not intended as a conservation tool, and as such, does not have within its scope the ability to prescribe conservation based regulatory measures. However, since unrestricted angler demand may pose some risk to fish stocks and/or their habitats, an AMP may identify conservation benefits as a secondary consideration

Any mechanisms to regulate availability of angling opportunities in waters of concern must be technically and legally feasible. The planning process must consider both the costs and likely effectiveness of any proposed regulatory mechanisms. The Tool Box which is provided to the AMP Working Group lists the various tools available for managing angler use, the implications of using the tool, the implementation requirements and performance measures to evaluate the use of the tool. When selecting regulatory options, the Working Group should attempt to utilize the least restrictive tools necessary to achieve the desired objective(s) and to ensure this selection is supported by existing angler use data.

Ultimately, the AMP must establish a management regime that achieves an acceptable balance between the following interests: the quality of the angling experience, angling opportunities, angling costs, economic benefits associated with angling, the likely effectiveness of management policies, and all management costs (licensing, monitoring and enforcement activities).

There are many other factors that may affect the quality of angling opportunities (surrounding land use, water allocation, etc.). These broader issues are beyond the scope of an AMP and will not be directly considered in the development process for an AMP. Stakeholders are encouraged to promote angling interests in other planning processes as relevant (e.g., local land use planning and economic development processes). The AMP development process may also provide useful information on the magnitude and value of local angling opportunities to support changes in other planning processes.

5.2 Terms of Reference - Angling Management Plan Working Group

Purpose

The AMP Working Group is responsible to assist and advise in the development of an AMP for a specific water of concern. The AMP Working Group provides local knowledge with the respect to angler use, the fish resource and angling trends and characteristics.

Scope

An AMP process is initiated for a specific water(s) of concern through the QWS. The Director of Fish & Wildlife will authorize the funding and implementation of the AMP process as a result of the regional and provincial review process. Funding is provided through the Habitat Conservation Trust Fund – QWS. The AMP Working Group is formed specifically to assist with the development of the draft AMP. The process to prepare the draft AMP is outlined in the Resource Document (Section 5.3). The draft AMP is submitted to the Quality Waters Regional Management Committee.

Members

The AMP Working Group will be composed of 8 members and 3 alternates plus a contracted facilitator selected by the RQWMC and endorsed by the Provincial Coordinator and the Director of Fish and Wildlife for the 6 month term allocated to develop the AMP. It is made up of representatives from:

- 4 members and 1 alternate representing the resident recreational angling community⁹
- 3 members and 1 alternate representing the commercial guiding sector
- Ministry of Water, Land and Air Protection - Regional Coordinator – and 1 designated alternate

Potential candidates for the AMP WG may be identified from the handout provided at the public forum. (See 5.3 Step 1) Individuals who indicate an interest in participating on the AMP working group or individuals who wish to nominate a person for membership are required to complete an application/nomination form (Appendix C) and submit it, with the appropriate peer or sector endorsement, to the Regional Coordinator. In addition, members of the PQWMC or RQWMC may solicit candidates for the AMP WG. The list of all eligible candidates will be reviewed by the Regional and Provincial Committees. The Regional Committee will recommend an appropriate mix of 7 eligible applicants/nominees and 2 non-government sector alternates for membership on the AMP WG. The recommended candidates, along with a complete list of all applicants/nominees, will be forwarded to the PQWMC and the Director of Fish and Wildlife for endorsement.

Potential candidates are selected on the following considerations:

- Ability to focus at the local level
- Local knowledge of the fishery and the specific water of concern
- Willingness to participate, abide by the rules of engagement and agreement on the timeline for the Regional Committee
- Endorsement by angling community

Tasks of the Committee

The AMP Working Group assists in the implementation of the AMP Development Process. This includes the following tasks as outlined in the QWS Resource Document Section 5.3:

- Situational Analysis
- Evaluation Criteria
- Management Alternatives
- Assessment of Performance of Alternatives – Consequence Table 5.3
- Public Input
- Selection of Preferred Alternative
- Preparation of AMP Draft Plan

Specific details on the procedures to complete the above tasks are provided in Section 5.3 of the QWS Resource Document.

Meetings and Time Commitments

The AMP Working Group members are required to attend the following workshops as noted in Section 5.3 of the QWS Resource Document:

- First Workshop – one day session to review the AMP process, confirm the issues and interests and provide direction for the Situational Analysis.
- Second Workshop – 3-day session to agree upon evaluation criteria and management alternatives and assess performance of alternatives
- Third Workshop – 1-2 day workshop to agree upon a preferred alternative and prepare Draft AMP document.

In addition to attendance at these workshops members will be required to review documents and, if held as part of the public consultation processes, to attend any public forums.

⁹ The term “recreational angling community” is an all inclusive term that applies equally to both independent public anglers and members of organizations for which angling is all, or included as part, of their society objectives.

The timing for the AMP process is a 6-month process starting in April when the public forum is held and ending in September when the draft AMP is submitted to the RQWMC.

The meetings and deliberations of the committee will be conducted according to the Quality Waters Committees Procedural Guidelines noted in Appendix C of the QWS Resource Document.

A paid facilitator will be contracted to conduct all formal meetings of the AMP WG including the Public Forum.

5.3 AMP Development Process

The AMP development process and its relationship to the QWS annual cycle is illustrated in Table 5.1 (next page). The budget is approved as part of the regional and provincial planning process and the funds are accessed through the HCTF QWS Fund. The development process consists of eight core steps. Although these are discussed here in a linear fashion, some iteration among these steps may be valuable. For example, earlier steps may need to be revisited or refined if new information becomes available later in the process (e.g., additional objectives or more useful evaluation criteria are identified). Public involvement is a key component of the entire planning process and is discussed following a brief introduction to each planning step.

Step 1: Identification of Issues/Concerns & Working Group Formation - *Month 7: April*

The Regional Coordinator, upon confirmation of funding and direction from the Director of Fish & Wildlife, initiates the AMP process within the region. The budget is approved as part of the regional and provincial planning process, and the funds are provided by HCTF through the QWS Fund. It is highly recommended that this process be facilitated and documented by a contracted third party. This will allow the Regional Coordinator to act as the government representative

This first step focuses on the identification of issues and concerns regarding the water of interest and on the identification of potential Working Group members. This step is done through a public forum held in the area of the proposed AMP. The angling community and all interested individuals, businesses, etc are invited to attend.

Public Forum

The Facilitator prepares for the Public Forum which is held early in month 7 (April – the first month of the AMP process). The Facilitator advertises the forum and advises the various angling associations within the area and region. Prior to the forum the following information display panels are prepared:

- Summary of the overall QWS, the AMP development process and the scope and limitations of the process.
- Summary of the key data on the water of concern using table and point form format. This has been prepared by the RQWMC to support their request for the AMP funding application. (see Section 3.3 – Application for QWS Projects)
- Initial listing of angler use issues regarding the water of concern (taken from the AMP application) inviting participants to add to this list
- Request for participation in the AMP process – see below

A handout is also prepared which is essentially a paper size copy of the display panels with a tear off comment sheet for participants to complete and hand in. The information that is being sought from the participants includes the following:

- Identification of any other data sources not identified to date
- Identification of issues related to the water of concern within the scope of the exercise
- Importance of specific core interests with respect to angler use on the water of concern (see below)
- Indication of interest to participate in the AMP process using the following options:
 - o Potential AMP Working Group member¹⁰
 - o Attend Working Group meetings as an observer and/or to request an opportunity to address the Working Group regarding any aspect of the AMP process. (See footnote #9 below)
 - o Be added to the mailing list to receive regular updates on the process which may also request input
 - o No participation and just wait until end of process to find out about draft AMP.

¹⁰ Membership is defined for the AMP WG in Section 5.2 – Members. However, at any meeting of the AMP WG there will be the opportunity for any member of the community to request input prior to the date of the meeting.

Exhibit 5.1 Quality Waters Strategy - Annual Cycle - AMP Development and AMP Working Group

Month	Regional Coordinator	Regional Quality Waters Management Committee	Provincial Quality Waters Management Committee	AMP Working Group
1. Oct	Organizes and coordinates 1st Meeting	1 st Meeting Review draft AMP and regional review of waters of concern		
2. Nov	Organizes and coordinates 2nd Meeting	2 nd Meeting – Set Priorities & approve report to PQWMC		
3. Dec	Forwards appropriate materials to provincial coordinator		Reviews Report and sets provincial priorities	
4. Jan			By Jan 15th the committee will have met for full day meeting and decided on projects including new or revised AMPs, data collection, and/or monitoring for the upcoming year. Director of Fish & Wildlife reviews and endorses the provincial report and refers it to HCTF	The AMP Working Group may be requested to provide clarification or further information to support their draft AMP proposal.
5. Feb.			HCTF reviews applications	
6. March			HCTF approves funding	
7. April	Regional Coordinator initiates AMP process Public Forum held to identify issues, interests and potential candidates for Working Group	. Identify potential AMP WG participants. Provide a recommended list to the Provincial Coordinator and the Director.	Input on AMP Working Group members	Nominations/applications for Working Group Members Working Group Formed
8. May	1st Workshop Undertake Situational Analysis for presentation at the 1st AMP – WG workshop.			1st Workshop Confirm issues and interests, define Situational Analysis and Evaluation Criteria
9. June	Participate at 2nd Workshop Prepare Public Consultation Report			2nd Workshop Confirm Evaluation criteria, develop Management Alternatives and complete Consequence Tables to assess alternatives
10. July	Undertake Public Consultation			Public Input – Working Group assists with soliciting input.
11. Aug.	Participate at 3rd Workshop			3rd Workshop Identify trade offs and select preferred alternative

12. Sep.	Prepare Draft AMP Document, undertake review of draft by AMP Working Group and prepare final draft document for review by Regional Committee			Assist in preparation of AMP to be submitted to regional committee
----------	---	--	--	---

The input from this forum is then consolidated into three components:

- Data sources
- List of issues and concerns
- Participation – including a list of potential Working Group members and mailing list for updates.

Core Interests

As part of the public forum, input will be obtained on the importance of core interests with respect to the management of angler use. Questions pertaining to core interests will be included on the comment sheet that the participants are requested to complete at the forum. The questions will ask the participant to rank the level of importance of the AMP to address the following interests:

- To sustain the quality of angling opportunity by the management of various classes of anglers
 - Angler densities that equate to minimum crowding
- To have the use of fishing resources contribute to the local and provincial economy through user fees and tourism expenditures
- To minimize costs to anglers
- To minimize management costs associated with angling management
- To maximize effectiveness of management policies (monitoring and enforcement)

The comment sheet would also allow the participant to identify any other key interests that they wanted the AMP to achieve. The results of this series of questions would be consolidated and provided to the AMP Working Group as a reference document.

Potential Working Group Members

Individuals who indicate an interest in participating on the AMP Working Group or individuals who wish to nominate a person for membership are required to complete an application/nomination form (Appendix C) and submit it, with the appropriate endorsement, to the Regional Coordinator. In addition, members of the PQWMC or the RQWMC may solicit candidates for the AMP WG. The list of all eligible candidates will be reviewed by the Regional and Provincial Committees. The Regional Committee will recommend the appropriate mix of 7 eligible applicants/nominees for membership on the AMP Working Group. The recommended candidates, along with a list of all applicants/nominees will be forwarded to the PQWMC and the Director of Fish and Wildlife for endorsement. Once approved the members of the AMP Working Group will be informed of their membership, invited to the first meeting of the working group and provided with reference material including the following:

- QWS Resource Document – with particular reference to Appendix D
- Application materials prepared as part of the regional review process
- Summary of input from the public forum – issues and interests
- Additional background material that has been collected to date.

Step 2 First Working Group Meeting - *Month 8: May*

At the beginning of the month the first AMP Working Group Meeting is held. This meeting is anticipated to be a one-day workshop. The agenda for this meeting will include the following:

- Introduction of Working Group Members
- Clarification of AMP Process - review the Terms of Reference (Section 5. 2) and AMP guidelines (Section 5. 3)
- Confirmation on core interests for the AMP to address
- Review of Issues – compiled list from original Application form and any additional issues that were identified at the Public Forum.
- Provide a specified and limited time in the late afternoon for public interests to receive an update of the day's proceedings and to provide input to the AMP WG. (See last paragraph in Step 2.)
- Define key areas to concentrate efforts
- Review list of evaluation criteria (see Step 4) and provide initial input on criteria selection (if time permits).

The Facilitator will prepare the minutes of the meeting and distribute to the AMP Working Group members.

Structured public involvement in the AMP development process can be informative and add immeasurably to the credibility of the final product. At the wish of the Working Group, observers may be allowed to attend the workshops and will have an opportunity on the agenda to provide input to the AMP. Time limits may be placed on these speakers if required. Observers will only be able to speak at the designated time on the agenda and the facilitator must advise the public participants of the main procedural points in Appendix D

Step 3: Conduct Situation Analysis - *Month 8: May*

Using the input from the regional funding application and the AMP Working Group workshop the Facilitator will develop a situation analysis to help frame the AMP. This information will have already been summarized in the original application, but will be expanded at this point. The situation analysis should include, but not be limited to:

- Important features of the angling resource including setting and stocks present
- Current and projected angler use of the waters of concern, both guided and unguided, by origin
- Geographic and temporal distribution of angling resources and uses within the waters of concern
- Economic and social value (local, regional, and provincial) of the angling resource
- Existing and projected angler use issues and interests, and
- Existing angling management regime, monitoring system and compliance efforts, if any.

A key output from the situation analysis should be a map identifying broad zones or areas of concern where angler use conflicts occur, including a description of the precise nature of the conflict (e.g., high angler density in stretch X during holiday weekends).

The situation analysis developed from the existing sources may identify areas of missing information. However, data collection exercises will not be undertaken as part of the AMP development process. Data gaps sufficient to preclude the successful development of an AMP would have been identified prior to the initiation of the process. The AMP Working Group may identify the need for additional data as part of the monitoring component of the AMP

The situation analysis will be prepared in time for the second AMP Working Group workshop and be distributed to the working group members prior to the workshop.

Second AMP Working Group Workshop - *Month 9: June*

The second workshop of the AMP Working Group will be critical as it will evaluate and identify the recommended management alternatives for the water of concern¹¹. It is anticipated that this workshop will require 3 days to cover all aspects of the agenda. The workshop will complete the following steps:

- Step 4 Select Evaluation Criteria
- Step 5 Identify and Define Management Alternatives
- Step 6 Assess Performance of Alternatives – Estimate Consequences

Step 4: Select Evaluation Criteria for Core Interests/Objectives

In the second Workshop, the AMP Working Group will select a concise set of evaluation criteria for the purposes of developing and evaluating alternative angling management strategies and plans. These should consider all interests within the scope of the AMP development process. Evaluation criteria are not targets or constraints. They provide a basis for identifying any trade-offs. For example, an interest/objective may be maximizing the quality of the angling experience. Evaluation criteria will help to define more precisely what is meant by quality. Different management alternatives may differ in their likely impact on angling quality. There may, in turn, be trade-offs between increasing the quality of the angling experience and other interests such as the level and form of the opportunity to fish (e.g., degree of restrictions placed on anglers), management costs, and economic spin-offs from angling. These trade-offs will be explored in Step 6.

Evaluation criteria can be quantitative or qualitative but they are more useful if measurable. Measurements may include dollars, physical units (e.g., anglers/km) or, in the case of more qualitative criteria, constructed scales (e.g., an index describing the quality of angling experience or the likely effectiveness of a management tool).

The following is a list of interests for the AMP Working Group to consider. The Working Group will review these interests and refine the evaluation criteria associated with each one to reflect the local differences. The intent of

¹¹ Committees should have current data on annual guided and non-guided angler use, revenues and distribution of funds through the quality waters program

providing a core set of interests, which can be modified to reflect local differences, is to ensure some consistency between regions and between AMP processes.

Angling Opportunity:

This evaluation should focus on estimating the effect of different management alternatives on angling activity. An index for resident and non-resident anglers as well as guided and non-guided anglers can be created. Angler days for resident, non-resident and guided anglers (resident and non-resident combined) are likely evaluation criteria for angling opportunity.¹²

Example scale for Angler Opportunity (resident, non-resident or non-resident alien)				
1	2	3	4	5
Major decrease	Minor decrease	No change (status quo)	Minor increase	Major increase

Angling Quality:

This evaluation will focus on estimating the effect of different management alternatives on angling quality for each class of angler. Angling quality is a key interest as it will have direct impact on many of the identified angler-use issues. However, it will also be a problematic interest since different users will have different perspectives on what constitutes angling quality. A constructed scale may be the most effective way of evaluating this interest. Of the four criteria identified to evaluate quality angling (crowding, fish stocks, setting, economic and social value), angler crowding is the only element that can be directly addressed within the context of an AMP.

- **Crowding** - The best criterion for angler crowding is likely some measure of angler density (e.g. anglers/km). However, it is anticipated that detailed data on angler density will not be available. Therefore a constructed scale is required to describe and quantify angler crowding. An example of one is provided below. It maybe necessary to look at angler density with regards to the most problematic reaches and time periods.

Sample Constructed Scale for Recreational Quality - Crowding ¹³				
1	2	3	4	5
No Quality	Poor Quality	Moderate Quality	Good Quality	Excellent Quality
Angling densities unacceptable. Anglers will abstain from participating If fishing is good, anglers may participate but not really "enjoy" it.	Number of anglers within sight lines approximately — — Angling densities tolerable. Majority of anglers will abstain from participating	Number of anglers within sight lines approximately — — Angling densities moderate Some anglers will participate	Number of anglers within sight lines approximately — — Angling densities good. The majority of anglers will participate	Number of anglers within sight lines approximately — — Angling densities excellent. All anglers would participate

Angling Cost:

This evaluation will focus on estimating the cost to anglers incurred under each management alternative. Angling cost reflects the cost to the angler in terms of cost of licenses or other fees paid directly or indirectly (through guides) to the government. A useful criterion would be the cost increase/decrease from status quo. Note that this should only cover the costs paid to guides who are associated with license or other fees paid to government (e.g. guide rod-day fees). It would not include fees paid to guides for their service unless guide use was a regulated requirement.¹⁴ Otherwise, hiring a guide would be an optional .cost.

Example scale of Angling Cost				
1	2	3	4	5

¹² Any sort of "input – output" analysis needs to have some statistical validity and reliability. The PQWMC would be well advised to get some professional assistance to assist them in constructing a statistically supportable methodology for use by all AMP Working Groups.

¹³ Additional constructed sample scale – Appendix H

¹⁴ The committee should try to predict the effect of management decisions on angling costs and the effects of these costs on angler use. Annual evaluation after the implementation of certain management tools will be necessary to validate or refute the predictions. The RQWMC should monitor the effect of the application of all tools to determine their long-term effects.

Major decrease	Minor decrease	No change (status quo)	Minor increase	Major increase
----------------	----------------	------------------------	----------------	----------------

Regional Economic Benefits:

This evaluation will focus on the economic benefits which angling opportunities bring to local communities. The most obvious evaluation criterion for regional economic benefits is dollar value; however, those values may be difficult to determine. If a reasonable estimate can be established for regional economic benefits, then dollar values should be used. They should also be used in the final analysis if at all possible.

An initial criterion may be angler-days since economic benefits will be positively correlated. The Ministry would provide economic norms for the region. This would include direct and indirect benefits and would be an estimate of what the 'typical' or 'average' resident or non-resident angler (guided and non-guided) contributes to local economies. The multipliers would be different for resident and non-resident anglers.

Example scale for Regional Economic Benefits				
1	2	3	4	5
Major decrease	Minor decrease	No change (status quo)	Minor increase	Major increase

Management Costs:

This evaluation should focus on the direct net cost of different management alternatives to government. Examples would be costs for policy development, licensing, technical analysis, or government monitoring and enforcement over the planning period. The evaluation would also capture all revenue losses or gains to government that are attributable to each management alternative (e.g. cost recovery). Obviously if revenue gains (cost recovery) are high, then net management costs will be lowered.

Management costs will likely only be known for the status quo situation. The AMP Working Group may wish to use best (expert) judgment to estimate some of the costs and perhaps use a constructed scale that encompasses a reasonable range of cost estimates. This will allow relative costs of each alternative to be compared. Some alternatives may have a net benefit for management costs and the scale would need to be altered accordingly. If net benefits (revenue) are anticipated with some alternatives, the AMP Working Group should discuss how those revenues should be allocated.

Example scale for Net Management Costs				
1	2	3	4	5
Major decrease	Minor decrease	No change (status quo)	Minor increase	Major decrease

Monitoring and Enforcement

This evaluation should focus on the relative level and degree of enforcement required to implement each management alternative. The evaluation should include the type and level of enforcement or monitoring required to successfully implementing the management alternative given existing resource levels. Monitoring and enforcement costs should be reflected in the management costs (as above) of each management alternative.

Some thought would also need to be given to what evaluation criterion will best capture the type of enforcement and monitoring since this will also impact effectiveness. For instance, self-regulation would likely not be as effective as a river guardian program or WLAP enforcement. If the range of enforcement and monitoring levels are known, (i.e. from zero to a full suite) a constructed scale could be used to represent type of monitoring and enforcement.

Example Scale of Management Alternative Enforceability			
1	2	3	4
Poor	Moderate	Good	Excellent
Would require significant additional monitoring and/or enforcement activities	Would require moderate additional monitoring and/or enforcement activities	Would require minor additional monitoring and/or enforcement activities	Would require no additional monitoring and/or enforcement activities

Step 5: Identify Management Alternatives

Once the Working Group has agreed upon evaluation criteria it then focuses on the development of management alternatives. At the very minimum, the AMP Working Group should initially consider the status quo and two additional management alternatives. If agreement is reached, the final AMP document may only present the status quo and the preferred alternative, but it must adequately describe the inferior alternatives and give some rationale for why they were ultimately rejected. Those rationales will become apparent by using the consequence table to analyze the trade-offs involved.

When developing alternative management options, the committee will utilize the Tool Box (Resource Document Section 6). The tool box provides a spectrum of tools that control certain aspects of angling management to alleviate angler-use issues. The spectrum of existing and potential tools includes those which control the following:

- Water Designation
 - o Conservation surcharge
 - o Classification
- Angler use
 - o License class restrictions
 - o Time and/or place
 - o Lottery
- Angler access
 - o boating restrictions
- Angling guides
 - o Time and/or place
 - o Limited authorization
 - o Limited operation

The Working Group establishes alternatives using one or more of the tools designed to meet the agreed upon interests/objectives. One approach is to develop alternatives that are specific to the broad zones of angler use concerns (e.g. apply tools to reduce conflicts in zone 1 & 2). A second approach is to develop alternatives that best achieve a single focus (e.g. maximize opportunities to fish, or maximize quality or maximize economic spin-offs). Tool selection should be guided by the principle that the least intrusive regulatory options will be selected to adequately meet the stated objective. If not, then the rationale for selection of more intrusive measures must be provided. The tool box lists the tools from the least restrictive to most restrictive. All management alternatives that are developed should be within the scope of the AMP and they should be technically and legally feasible. The management alternatives are documented onto Table 5.2.

One option for the AMP Working Group is to develop the management alternatives in an iterative fashion in conjunction with the consequence table (see next step). This allows the working group to quickly and transparently consider all the tradeoffs associated with each management alternative. The iterative process will also allow the committee to mix & match tools that seem to work well and develop them into consistently better and more coherent alternatives.

Table 5.2 Description of Management Alternatives

Objective(s):				
Management Alternatives	Water Designation	Angler Use	Angler Access	Angling Guides
Status quo				
Alternative 1				
Alternative 2				

Step 6: Assess Performance of Alternatives - Consequence Table

The final task for the AMP Working Group in the 3-day workshop is to assess the performance of the management alternatives against the agreed upon evaluation criteria. A simple way to summarize the performance of alternatives is through a consequence table. A consequence table depicts the performance of different alternatives against all interests/objectives and provides a useful basis for discussions among members of the AMP Working Group and with the broader public. The consequence table also requires consideration of the interaction among various management alternatives (e.g., combined costs and other impacts). Table 5.3 illustrates the format for the consequence table.

Table 5.3 Template For Consequence Table				
Objectives	Evaluation Criteria	Status Quo	Alt #1	Alt #2
Angling opportunity <ul style="list-style-type: none"> Resident Non-Resident Guided 	Constructed Scale indicating change in opportunity			
Angling Quality –Crowding <ul style="list-style-type: none"> Resident Non-Resident Guided 	Constructed Scale indicating change in angler density			
Angling Costs <ul style="list-style-type: none"> Resident Non-Resident Guided 	Estimate of Angler Costs – licensing costs etc.			
Regional Economic Benefits <ul style="list-style-type: none"> Resident Non-Resident Guided 	Estimate of Angler Expenditures			
Management cost	Estimate of Management Costs			
Enforcement	Constructed scale of Enforceability			

Step 7 Public Consultation - *Month 10: July*

The conclusion of Step 6 is a good point in the process to solicit public input on the AMP alternatives under consideration.

The Facilitator will be responsible for preparing and distributing the information package. The Working Group members will assist with the distribution of the information package to the angling community and encouraging input. The package would be a summary of the steps taken to date and the presentation of the completed Management Alternative and Consequence tables. The information package would seek input on the tables and the direction that the AMP Working Group was taking. The consequence tables provide a powerful mechanism for ensuring that stakeholders understand the management alternatives and the trade-offs associated with selecting any particular management alternative.

The Working Group members will assist with the dissemination of the information package to local rod and gun clubs, guiding associations, chamber of commerce and angling community newsletters. The most cost effective method of reaching people outside of a regional area would be to utilize Internet resources (WLAP, BCWF, BCFFF, BCFDF, various angling related news sites and bulletin boards). As well the information package will be sent to all individuals who requested to be on the mailing list (Step 1 above).

At the end of the month the Regional Facilitator will summarize any feedback received from the angling community on the information package and present it to the AMP Working Group at the final workshop.

Final AMP Working Group Workshop - *Month 11: August*

The third and final workshop of the AMP Working Group will take up to two days to complete the following:

- Review of input from Public Consultation
- Step 8 Identify Trade-offs and Select Preferred Alternative
- Step 9 – Prepare Draft AMP Document

Step 8: Identify Trade-offs and Select Preferred Alternative

The first part of the AMP Working Group Workshop will be to identify the trade-offs from the consequence tables and select the preferred alternative. An input to this will be the consolidated comments from the public

consultation process (Step 7 above). In review of the input and consequence tables, a preferred alternative may emerge that performs well against all objectives. In other cases, trade-offs may be required across individual objectives – e.g., magnitude and quality of resident angler opportunities vs. economic spin-offs associated with non-resident anglers.

The preferred alternative or alternatives should include a discussion of implementation roles, responsibilities, and timelines, where relevant.

Consensus regarding the final management alternative among the AMP Working Group is not only the preferred alternative; it is the expected outcome after applying the section on Resolving Disagreement outlined in Appendix D – Procedural Guidelines. In the rare situation where consensus is not achievable, the Director of Fish & Wildlife must be presented with both the majority decision and the reasons for dissent from the dissenting party(s). The Director may then endorse the majority decision. However, if the Director feels that the dissenting party's concerns warrant further consideration, he/she may consult with the dissenting party(s) following which, he/she may recommend that the majority decision be endorsed or that it be modified in light of his/her discussions. In any event, the Director will be accountable to the Provincial and Regional Committees for his/her decision.

Step 9: Prepare the Draft AMP Document

Once the preferred management alternative has been selected, the next step is to complete the draft AMP document. The AMP Working Group will assist the Facilitator to prepare the draft AMP document. The AMP document will include the following:

- AMP Summary Form (Appendix F) – this form provides the basic information on the water of concern and lists the management tools that have been selected.
- AMP Support Document – this document provides a summary of the information collected and developed through the AMP process:
 - o Situational Analysis
 - o Evaluation Process
 - o Summary of Public Input
 - o Rational for selection of preferred alternative
 - o Implementation and monitoring plan for AMP

Implementation and Monitor Plans

Once a plan is accepted, the strategies will need to be implemented. All plans will be subject to at least cursory evaluation at the regional level. Some plans may recommend more detailed monitoring programs, and this will need to be considered in light of existing priorities and resources. Funding for the implementation and monitoring activities will be provided by HCTF through the QWS.

Step 10: Documentation Review and Submission - *Month 12: September*

Using the direction from the AMP Working Group workshop, the Facilitator will prepare the draft AMP document. This first draft will be circulated within the AMP Working Group for input. The Facilitator will then revise this draft based on the Working Group input. The final draft will then be submitted to the RQWMC at the end of month 12 (September of the QWS cycle). This committee will review it for consistency with the Guidelines and then submit it to the PQWMC. The PQWMC will review all the draft AMPs and forward them to the Director of Fish & Wildlife for endorsement. Final AMP approvals will be completed in January for implementation in the upcoming fishing season.

6 Tool Box

6.1 Introduction

The tool box is intended to provide the AMP Working Group with a full range of tools with which to address and manage the specific issues with respect to angler use.

In Step 5 of the AMP development process the Working Group develops management alternatives to address the various angler use issues. The tools provided in the Tool Box form the management alternatives. The Working Group selects a tool or tools that best address the specific issue of angler use. Each tool will have the following information associated with it to assist the Working Group in the preparation of the draft AMP document which includes an implementation and monitoring plan:

- Description of the tool
- Implications of the tool on angler use
- Implementation of the tool and associated costs for implementation
- Statutory authority of the tool
- Performance Measures to be incorporated into the monitoring plan to measure the effectiveness of the tool

The underlying principle in choosing a tool from the tool box is to select the least intrusive tool that requires the least amount of intervention and is able to meet the objectives assigned to a specific angler use issue.

Notwithstanding the protocol agreement¹⁵ negotiated between resident angler representatives and guides confirming resident angler priority on the water, each AMP review must be expected to find suitable tools to address the concerns of angler or site specific crowding that will protect the intent of the protocol agreement while at the same time protecting the business interests of the angling guides and local economy. If a reduction in rod days is required, it will be essential to provide appropriate mitigation of offset the financial impact of reduced rod days. Such mitigation may be a comparable allocation on a local under subscribed quality water. However this alternative may not be possible or acceptable and therefore a fair and responsible process of redress for guides who may have to surrender rod days, is presently under consideration by the QWS Joint Steering Committee.

No mitigation would be considered for any reduction in rod days that had been obtained from an Annual Bid Pool or revoked through the application of Diligent Use standards or convictions under the *Wildlife Act*.

In selecting the tools the Working Group is required to test the use of the tool against the guiding principles of the QWS (Section 1.2). Any tool that conflicts with the guiding principles could not be recommended and the committee would need to either revise the tool or choose another tool.

Updating Of Tool Box

The tool box provided on the following page represents all current tools available to the AMP Working Group to address angler use issues. The Provincial Coordinator is responsible for maintaining and updating the Tool Box. New tools may be recommended to the PQWMC. The provincial committee will review the proposed new tools against the guiding principles of the strategy and forward their recommendations to the Director of Fish & Wildlife for consideration to add to the tool box.¹⁶

¹⁵ Appendix J

¹⁶ In constructing the Tool Box, the Joint Steering Committee deliberately avoided the inclusion of tackle or fishing gear.

Quality Waters Strategy - Tool Box				
Tool	Implications For Angler Use	Implementation	Statutory Authority	Performance Measures
Water Designation				
Conservation Surcharges - a water(s) specific fee levied against all anglers wishing to participate in the fishery	Increased cost associated with a fishery may act to deter some anglers from participating and reduce angler use	Amendment to existing regulation. Angling Opportunity - neutral Crowding – decrease (all classes) Angling Cost – increase (all classes) Management Costs – increase Enforcement - good	MWLAP	Changes in participation levels could be reflected in creel census information. The number of stamp's sold would provide an indication of total annual angler use
Classify Water	Increased cost associated with a fishery may act to deter some anglers from participating and reduce angler use	Amendment to existing regulation. Angling Opportunity - neutral Crowding – decrease (all classes) Angling Cost – increase (all classes – more for non-resident (NR) and non-resident aliens (NRA)) Management Costs – neutral Enforcement - good	MWLAP	Non resident use could be monitored through license sales.
Angler Use Regulations				
Limiting non-resident and non-resident alien licenses - limiting the number of fixed day Classified Water specific licenses per NR or NRA angler per season. This would limit the amount of time an angler would be able to spend on a Classified Water. It may also be desirable to "bundle" a number of waters under this provision to address the issue of displacement of angler use between adjacent waters	This would allow NR and NRA anglers to angle on specific waters for a limited time period. It may result in a decrease in angler use amongst those NR and NRA anglers who access specific fisheries on more than a single occasion.	Amendment to existing regulation. Angling Opportunity - decrease (NR and NRA) Crowding – decrease Angling Cost – increase Management Costs – increase Enforcement - moderate	MWLAP	Compliance monitoring could be done "after the fact" by examining license counter foils, or directly by River Guardians or the Conservation Officer Service
Lottery - The allocation of a limited number of angler days to non-guided non-resident alien applicants may be done through a lottery process which distributes these angler	This would allow for direct control of the number of NRA anglers on a specified water It may be possible to	In existing regulation. Angling Opportunity - decrease (NR and NRA)	MWLAP	Monitoring of the areas by the Conservation Officer Service, or by River Guardians could provide an indication of compliance. Participation levels for

Quality Waters Strategy - Tool Box				
Tool	Implications For Angler Use	Implementation	Statutory Authority	Performance Measures
days by chance. Under the current licensing system this option would not be cost-effective, and would most likely require electronic licensing to be implemented	expand this option to include other classes of angler	Crowding – decrease Angling Cost – increase (more for NR and/or NRA) Management Costs – increase Enforcement - good		non-resident aliens would be fixed. Other classes could be reflected in creel census information.
Area “zoning” – This would identify specific times and areas where there is a requirement to possess a certain class of license. Thus specific license classes could be excluded. This is the same as above with the exception that it provides the option of restriction all angler classes.	The identification of specific times and waters where specific classes of angler are excluded would remove these classes of anglers, and would result in a concomitant decrease in angler use.	Amendment to existing regulation. Angling Opportunity - decrease (identified class) Crowding – decrease Angling Cost – neutral Management Costs – increase Enforcement - moderate	MWLAP	Monitoring of the areas by the Conservation Officer Service, or by River Guardians could provide an indication of compliance. Changes in participation levels could be reflected in creel census information.
License Class Restrictions - on Classified Waters the current licensing system requires NR and NRA Classified Waters licenses to be date and water specific. Thus the provision exists for the creation of a “resident only” fishery on a Classified Water. This could be achieved by prohibiting the sale of NR and/or NRA Classified Waters licenses for a specified water for a specified time period	This would remove specific classes of anglers, and would result in a concomitant decrease in angler use.	Amendment to existing regulation. Angling Opportunity – decrease (NR and NRA) Crowding – decrease Angling Cost – increase Management Costs – neutral Enforcement - moderate	MWLAP	Monitoring of the areas by the Conservation Officer Service, or by River Guardians could provide an indication of compliance. Changes in participation levels could be reflected in creel census information.
Mandatory Guiding for Non-residents - This regulation would make the use of a guide mandatory for all non-residents and non-resident aliens for a specified zone on a Classified Water	This would remove non-guided NR and NRA anglers from the fishery, and depending on what percentage they represented, would result in a proportional decrease in angler use.	Amendment to existing regulation. Angling Opportunity – decrease (NR and NRA) Crowding – decrease Angling Cost – increase (NR and NRA) Management Costs – neutral Enforcement - moderate	MWLAP	Monitoring of the areas by the Conservation Officer Service, or by River Guardians could provide an indication of compliance. Creel census information could provide trend information on total use
Angler Access Regulations				
No Angling from Power Boats – you are not allowed to fish from a	This would compel anglers to angle in areas where there are suitable	Amendment to existing regulation.	MWLAP	Monitoring of the areas designated by the Conservation Officer

Quality Waters Strategy - Tool Box				
Tool	Implications For Angler Use	Implementation	Statutory Authority	Performance Measures
power boat on these waters No Angling from Boats – you may use a boat or other floating device for transportation in these waters but you may not fish from a boat.	conditions for shore fishing. Depending on existing shore access this may lead to the concentration of anglers in specific areas. It may deter some anglers from participating and reduce angler use.	Angling Opportunity -neutral Crowding – increase Angling Cost – neutral Management Costs – neutral Enforcement - moderate		Service, or by River Guardians could provide an indication of compliance
Guide Use Regulations				
Client and Assistant Guides Restrictions - this regulation would limit Guides on a specific Classified Water during a specified time period to a maximum number of assistant guides, and a maximum number of clients per guide/assistant guide.	Depending on the level of guided angler use, this could result in a decrease of overall angler use	Amendment to existing regulation. Angling Opportunity -neutral Crowding – decrease Angling Cost – neutral Management Costs – neutral Enforcement - moderate	MWLAP	Levels of compliance with angler/guide caps could be monitored through creel census information. Monitoring compliance with the number of assistant guides/guide would require increased scrutiny utilizing the Conservation Officer Service
Limited Guide Authorizations - This regulation would place a cap on the number of guides authorized to operate on a Classified Water(s).	Depending on the level of guided angler use, this could result in a decrease of overall angler use	Amendment to existing regulation. Angling Opportunity -neutral Crowding – decrease Angling Cost – neutral Management Costs – neutral Enforcement - moderate	MWLAP	<i>Monitoring compliance could be done by making authorized guides visible, and through increase scrutiny utilizing the Conservation Officer Service</i>
Rod Day Quotas - Guides are allocated a fixed number of days on a Classified Water during a specified time period	This would restrict guided anglers to a prescribed number and may decrease use depending on existing guided angler use	Amendment to existing regulation. Angling Opportunity -neutral Crowding – decrease Angling Cost – neutral Management Costs – increase Enforcement - moderate	MWLAP	Levels of compliance with rod day quotas could be monitored through licensing information
No Guiding - Guides excluded from operating on a Classified Water completely, or for a designated time period	This would remove guided anglers completely and may result in a decrease in angler use	Amendment to existing regulation. Angling Opportunity -neutral	MWLAP	<i>Levels of compliance with guided angler use could be monitored through creel census information</i>

Quality Waters Strategy - Tool Box				
Tool	Implications For Angler Use	Implementation	Statutory Authority	Performance Measures
		Crowding – decrease Angling Cost – neutral Management Costs – neutral Enforcement - moderate		

Appendix A - List of Working Group Members

The following is the list of individuals who participated in the Working Group to develop this QWS to manage angler use. These individuals gave of their time to work with the Ministry of Land Water and Air Protection to first develop an overall process, to further refine the various steps in the process and to review draft documents. The Ministry would also like to thank and acknowledge all the participants who took an active part in this review since its inception in 2000.

Working Group Members

Name	Affiliation
Dave Narver	BC Wildlife Federation
Rob Stewart	BC Federation of Fly Fishers
Tom Protheroe	Independent Angler
Doug Peck	East Kootenay Wildlife Association
Poul Bech	Steelhead Society
Pierce Clegg and Alternates: Keith Douglas & Dave Evans	Northern Steelhead Guides Association
Noel Gyger	Terrace & District Angling Guides Association
Craig Murray	Nimmo Bay Resort
Dick McMaster	Guide Outfitters Association of B.C.
Barry Rogers	Kootenay Angling Guides Association
Al Martin	MWLAP Victoria
Bob Williams	MWLAP Victoria
Miles Stratholt	MWLAP Victoria
Gerry Walsh	MWLAP Victoria
Mike Ramsay	MWLAP Williams Lake
Jeff Burrows	MWLAP Kootenay
Dana Atagi	MWLAP Smithers
Bob Hooton	MWLAP Nanaimo

Appendix B - Implementation & Transition Strategy

Draft - 2005

Note: Until the PQWMC and RQWMCs are established. It is imperative that the JSC endorse all projects and information material that is to be circulated in the Implementation Process.

IMPLEMENTATION PLAN: Note: ("K" is for Kootenay process only; "P" for all)

1. **January**
 - A. "K" Confirm Kootenay QW Strategy and Complete the review and approval of the Angling Rod Day Policy and Procedures by:
 - 1) "K" The Interim Regional Quality Waters Management Committee;
 - 2) "P" The Provincial Joint Steering Committee;
 - 3) "P" The Director of Fish & Wildlife; and
 - 4) "P" The Minister.
 - B. "P" JSC will receive up-date on the Kootenay process and other implementation initiatives to date.

2. **February**
 - A. "K" Send, by registered mail, a copy of the Angling Guide Rod Day Allocation Policy and Procedures to all East Kootenay 2004-05 licensed guides who submitted rod day reports for the 2003-04 season and new guides that were put on hold due to the moratorium. 82 sent Feb. 10th
 - B. "K" General Meeting for all Guides in Cranbrook – Feb. 15th
 - C. "P" Confirm Rod Day Fees for 2005-2006.
 - D. "P" Advise Quality Water guides and all other guides about the new requirements that a "Certificate of Insurance" must accompany their application for their 2005-2006 guide's license
 - E. "K" Provide information and assistance to guides re rod day application process as required.
 - 1) Proven rod day history
 - 2) Capital Investment
 - 3) Financial records to verify use and investment
 - F. "P" **Question:** Will the "Service Center" be able to both process and respond to questions about the new processes – particularly for guides on QWs? Yes, according to Service Center Rep. on Feb. 15th!

2. **March**
 - A. "K" Advertise on radio about new policy and directing people to WLAP for more information. 1st week of March
 - B. "K" March 7th - Application deadline.
 - C. "K" Establish a Review and Appeal Panel/Board Composed of:
 - 1) Contractor – Local Accounting Firm
 - 2) WLAP Designate
 - 3) Guide Industry Representative – March 14th.
 - D. "K" Contractor will process applications and will review both the processed applications and those which may be questionable with the Review Board. March 14th – 18th
 - F. "P" Finalize the QW Strategy Document
 - G. "P" Complete Final Draft of Implementation & Transition Strategy

3. April

- A. "P" Advise all guides and public about the completion of the Quality Waters Strategy and where it can be obtained.
- B. "K" Guides will be advised by registered mail of their allocated rod days &/or outstanding application deficiencies
- C. "K" Appeal period – April 15 – April 30
- D. "P" All guides, upon applying for their Angling Guide License must present or enclose proof of insurance and will be advised of the agreed to process for managing "diligent use". We will also be requesting that they be assigned a **permanent angling guide number**.
- E. "P" All guides will be notified, upon receipt of their new AG license that recording guided days, water used and name and address of clients will be a requirement in the reporting process.
- E. "K" Payment for Rod Day Allocations including:
 - 1) Base Days - \$11 for approved days – April 15 - 30
 - 2) Growth Days - \$11 for approved days – April 15 – 30 plus a \$25 "transaction fee" for each rod day, payable within 90 days.
 - 3) New Guide Allocations - \$11 for approved days – April 15 – 30 plus a \$25 "transaction fee" for each rod day, payable within 90 days.
 - 4) Open or sealed bids – fees may include a transaction fee, the bid price and the rod day fee - (process will be conducted in June for 2006 season.)
- F. "P" Government will confirm the term of the new and existing rod days.
- F. "P" Government will prepare a new release advising of the completion of the "new" Quality Waters Strategy and of the inclusion of newly designated Quality Waters in the Kootenays.

4.. May 1 – August 31

- A. "P" Continue to lobby for a **Class B** Incidental AG license to eliminate gray areas between legal and illegal guiding and to acknowledge actual situation for CR operators and hunting guides who do not offer full angling guide services in the summer
- B. "P" Revise and confirm the "definition" of an "angling guide" and define those who may be considered as "angling service providers".
- B. "P" Confirm the process for determining membership of the inaugural PQWMC and RQWMCs and the membership & selection process following the Transition Period.
- C. "P" Confirm the desired relationship between the PQWMC and the HCTF Board in determining the allocation of funds for the QWs Management process.
- D. "P" Establish the Inaugural PQWMC and RQWMCs in preparation for the Commencement of the Annual Quality Waters Strategy Cycle in October – Month 1.
- B. "P" Nominations/Applications will actively be solicited in Regions with Quality Waters for the RQWMC. Nomination/Application may be sought for one position on the Provincial Committee. The two JSC members slated to be on each Regional Committee should work with the Regional Coordinator to identify and encourage desirable candidates to apply or be nominated to positions on the Committees.

TRANSITION STRATEGY - FROM JSC TO P& RQWMCs

Introduction:

It is imperative to the future success of our strategy that we have an effective transition plan to move the process between its development stage; the implementation stage and the ongoing management stage of the QW Strategy. To facilitate this transition, it is essential to have people who have been involved in the creation of the strategy participating in both its implementation and the formative years of its development. It is this process of designed continuity that will ensure that the original objectives and intent of the strategy will be firmly in place before gradually placing it in the hands of those who were not there at its creation.

Transition Process:

While several of the features of the QW Strategy have, out of necessity, been implemented during the spring of 2005, the actual commencement of the Strategy Cycle does not officially begin until Month 1 – October, with the first formal meeting of the various Regional Quality Waters Management Committees.

However, prior to the “official” starting date of the strategy process, it is essential to have all the various pieces identified and in place well before October 1st. prior to the creation of any RQWMCs, the Provincial Committee (PQWMC) must be created in order to authorize and supervise the creation of the Regional Committees.

As noted above, in the final elements of the Implementation Plan, the Provincial Committee should be created in the summer of 2005 with a view to having the Regional Committees in place by early September.

It was previously recommended and supported by both the resident sector and the guide sector that at least 3 members of the JSC from each sector should be selected for the Provincial body and 1 member from each sector of the JSC to each of the Regional committees.

Provincial Quality Waters Management Committee:

It was further recommended that appointees to the PQWMC serve variable terms to allow for the infusion of new members, on an annual basis, after the initial implementation phase. For the guide sector (3 positions), appointment would be terms of 1, 2, and 3 years. For the resident sector the terms would be 1, 2, 2, and 3 years.

Subsequent appointments would be for 2 years. Of the initial appointments, only those of 1 & 2 years would be eligible for a second 2 year term. At least 1 new member must be selected at the end of the 3 year term.

PROVINCIAL QUALITY WATERS MANAGEMENT COMMITTEE MEMBERSHIP						
PQWMC MEMBER	YEAR 1	YEAR 2	YEAR 3	YEAR 4	YEAR 5	YEAR 6
JSC Res. 1		New Res		Cont' or N		Cont' or N
JCS Res. 2			New Res		Cont' or N	
New Res.1			Cont' or N		Cont' or N	
JSC Res. 3				New Res.		Cont' or N
JSC AG 1		New AG		Cont' or N		Cont' or N
JSC AG 2			New AG		Cont' or N	
JSC AG 3				New AG		Cont' or N

Regional Quality Waters Management Committees:

For the RQWMC, the member of the JSC who will be appointed for 2 years will be eligible to serve a second term. Other appointees to the Regional Committee will be for terms of from 1 to 3 years under the same tenure terms as those appointed to the Provincial body.

REGIONAL QUALITY WATERS MANAGEMENT COMMITTEE MEMBERSHIP						
RQWMC MEMBER	YEAR 1	YEAR 2	YEAR 3	YEAR 4	YEAR 5	YEAR 6
New Res. 1		Cont' or N		N or Cont'		Cont' or N
JCS Res. 1			Cont' or N		N or Cont'	
New Res.2			Cont' or N		N or Cont'	
New Res. 3				New Res.		Cont' or N
New AG 1		Cont' or N		N or Cont'		Cont' or N
JSC AG 1			Cont' or N		N or Cont'	
New AG 2				New AG		Cont' or N

- Note:**
1. there is nothing to prevent an angling guide or resident who has been on the JSC from replacing any other committee member when that member's term has either expired or who has chosen not to participate for a second 2 year term.
 2. The JSC resident or angling guide representative on the RQWMC will be the person who resides in, or is closest to, the Regional Center.

Appendix C - Committee Application/Nomination Form

Contact Information

Contact Name _____
Address _____
City _____ Postal Code _____
Email _____ Phone _____ Fax _____

Committee

Indicate Which Committee & Position You Are Applying For

- Provincial Quality Waters Management Committee
 Regional Quality Waters Management Committee, Region: _____
 AMP Working Group: Region: _____
 Committee Member Position Alternate Position, for: _____

Nomination Information

Note: it is recommended that you obtain the endorsement of peers or from angling and/or guiding association(s) in consideration for a Committee member position. Please attach letter(s) of endorsement with this nomination form.

Nominating Association _____

Association Contact _____ Phone #: _____

Provide a description of your involvement with sport fishing community

I have read the sections within the QWS Resource Document that pertain to the committee which I am applying for (Terms of Reference, Committee Procedures and Procedural Guidelines) I agree to comply with the procedures stated in these documents and meet the timelines assigned to the committee which I am applying for.

Signature: _____ Date: _____

Note: The regional or provincial coordinator will provide an address for submission of nomination forms.

Appendix D - Quality Waters Committees Procedural Guidelines

Introduction

The purpose of these guidelines is to define the process by which each of the committees will conduct its deliberations. These "rules of engagement" are essential to arrive at the best possible outcomes to address the specific goals and unique tasks assigned to each of the committees in their respective Terms of Reference and Procedures as outlined in the QWS Resource Document.

Goals for All Working Committee Members

- Through constructive dialogue, to ensure that each participant has a common understanding of the Goals; Tasks; and Desired Outcomes for their particular Committee.
- Through conscientious practice; to develop the skills required to achieve consensus via interest based negotiations.

Members Conduct & Responsibilities

All Committee participants will:

- Agree to abide by the Terms of Reference and Procedures for their committee as outlined in the Resource Document and meet the timelines assigned to their committee.
- Maintain confidentiality with respect to the views of individual members and agree not to disclose the specific source of information or views expressed during meetings.
- Attend the meetings and come prepared to address items on the agenda.
- Come to the meetings prepared and ready to participate in meaningful, candid and productive discussion.
- Present to the committee, the particular views, concerns, interests and overall needs of their sector and organization and the interests they represent.
- Communicate with their sector, organization or interest group, regarding the committee deliberations and/or need for ideas from their group.
- Bring to the committee their knowledge of, and perspective on, the interests of their group.
- Ensure that those values and interests are met through the process, rather than to negotiate for their sector or organization, or for the individuals within their sector or organization.
- Arrange for a reliable alternate from their sector to be present at as many meetings as possible.
- Listen attentively to the views and issues of others.
- Treat others with courtesy and respect.
- Avoid the use of acronyms and technical jargon.
- State concerns openly and directly.
- State views as interests rather than positions.¹⁷
- Seek to gain a better understanding of the perspectives of others.
- Participate in good faith.
- Problem-solve to accommodate all interests.
- Aim to achieve consensus on the issues being addressed.
- Be accountable to your constituents, other committee members and the general public.
- Maintain contact with their sector representatives on the other related committees.

¹⁷ Interests are defined as the needs, wants, fears, and concerns that are connected to an issue. Positions are defined as a predetermined solution to a problem without consideration for the interests of others.

- Agree that you are prohibited from publicly denouncing a group decision after abstaining from agreement to consensus. Such action would result in removal from the Committee.

Definition of Consensus

- Committee members will strive for consensus on all issues. Consensus is defined as “a *lack of absolute, overt, or determined disagreement*”.
- This implies that while not everyone may agree, no one openly or absolutely disagrees. They simply abstain from endorsing or rejecting consensus.

Getting To Consensus

In working towards consensus, participants agree to:

- Act in good faith in all respects of the process;
- Accept the concerns and goals of others as legitimate;
- Listen carefully, ask questions and educate themselves regarding the interests of others, whether they agree with them or not;
- Focus on interests, not positions;
- Share relevant information as appropriate, including work-in-progress and new information as it becomes available;
- Commit to fully explore issues and work cooperatively to develop solutions;
- Identify information gaps that may affect an issue and explore ways of addressing gaps;
- Explore as broad a range of options and solutions as possible in non-binding “brainstorming” sessions; and
- Work cooperatively to reach consensus on a package of recommendations that will accommodate as many participant interests as possible.

Confirming Consensus

When consensus appears to have been reached, the facilitator or chairs will:

- Verbally repeat the agreement and ask if it is acceptable to all committee members;
- If the agreement is acceptable, declare that consensus has been reached; and
- Request that a written record of the agreement be recorded in the meeting summary.

Resolving Disagreement

In practical application, there is a generally accepted and successful method to deal with non-consensus.

Step 1

Those withholding agreement are required to propose alternatives and the other members must consider how all interests may be met. Dissenters must share in the burden of finding solutions.

- define the issue;
- identify the interests;
- brainstorm the options;
- evaluate the options; and
- try to agree on the best option(s).

Step 2

If the disagreement is not totally resolved, those who disagree are required to document, in writing, their issue(s) of disagreement and present this/these to the committee, for its consideration along with some reasonable requirements that might meet the outstanding needs.

Step 3

The whole group attempts to address the “reasonable requirements” through further negotiation. There is a technique that can be used to further refine outstanding issues. It works best where two interests appear to be at loggerheads. Group A takes Group B’s best offer proposal and looks at what might be necessary to change to meet A’s interests and vice versa. Progressive refinement and point-by-point negotiation often results in mutual accord.

Step 4

Consensus at this stage means an agreement that the committee can live with. The committee may not agree with every aspect, but taken as a whole, a decision based on consensus satisfies the major interests and concerns of the representatives to the extent that all can support it.

Step 5

When the committee reaches a consensus on the resolution of an issue, it is understood that some representatives may have to take the agreement back to their constituents or to a higher decision-making authority for ratification. In this case a conference call maybe required after the scheduled meeting to finalize consensus. Representatives will not agree to anything that they do not believe will be supported by their constituencies (with some persuasion), and it is understood that agreement obliges representatives to strongly represent the benefits of the agreement to their constituents. It may be necessary for the committee member to include one of his/her constituents as part of the conference call or meeting to share their concerns with the group and seek verification of the solution and its benefits to all.

Step 6

If agreement is still not reached, the concerns of all government and member groups, expressed in writing, will be included in the committee’s report (Regional and Provincial Annual reports or draft AMP). If the committee reaches consensus on a set of recommendations that resolves most, but not all of the issues, the representatives will actively seek agreement by consensus on a statement describing the areas of disagreement; any lack of information or data that prevents such agreement; and where possible, a process for achieving agreement on such issues. **N.B.** See 5.3 - *Step 8 – Last Paragraph, for final consensus resolution process.*

(**Note to final editor – you could provide a page reference for last paragraph in section 8)

Membership Changes

- The Committee recommends requests for membership replacements and the Director of Fish and Wildlife endorses the replacement or reviews the choice of a replacement with the committee before endorsing the replacement.
- Wherever possible, the replacement should be the alternate with a new alternate being selected by the sector or interest group.
- If, when the Committee was formed, a sector was unable to name a representative and a vacancy remained unfilled, the sector or organization may subsequently nominate a representative and apply for membership on the Committee.

Termination of Membership

If a Committee member or alternate fails to attend meetings on a regular basis (i.e. misses two consecutive meetings) or fails to abide by the Operating Guidelines, the Committee may request that a written notice be sent to that person by the Chair advising that person of the committee’s concerns. If the situation continues, the committee may decide by consensus, to terminate the individual’s membership and solicit the sector to provide a replacement.

A serious breach of the Guidelines (i.e. publicly denouncing a consensus decision or publicly criticizing the integrity of the committee or any of its members) could result in a decision of the committee to have immediate termination of membership. In such cases the organization represented by the expelled member would be notified and requested to nominate a replacement.

Role of the Facilitator

The Facilitator:

- Must be knowledgeable about, and skilled in conducting, interest based negotiations.
- Will be responsible for applying the guidelines as they are presented.

- Will provide orientation, instructional and simulation opportunities for participants to become familiar with interest based negotiation, problem solving and consensus techniques.
- Will encourage a cooperative atmosphere among participants.
- Ensure that all participants are given equal opportunity to express their interests and/or concerns/questions.
- Must become familiar with QWS Resource Document.
- Will be responsible for the ensuring that the meeting summary is accurately recorded and circulated.
- Will assist participants in clarifying their issues and interests.
- Shall mediate the process as required.
- Will confirm when consensus is reached and follow the guidelines to attempt resolution of non-consensus.
- Will assist the committee with the final formulation of the required product.
- Will manage the housekeeping aspects of the committee to ensure the smooth and orderly operation of the process.

MEDIA

The Facilitator or a designated media person will handle formal media inquiries and process updates. Individuals who are contacted by the media will refer inquiries to the media contact person. No sector will use the media as a negotiating tool. Issues are addressed at committee meetings and communications with the press must reflect the respectful and open tenor of the process itself. Members of the Committee will track Media coverage.

NOTE 1:

It has been seen to be helpful in “clearing the air” at the start of each meeting to have a “Rumor Check” to find out what participants have been hearing about the Committee or issues related to the committee’s work.

Note 2:

As part of their committee obligations to the public both the RQWMC and the AMP WG have a specific responsibility to hold a “Public Forum” to gather information and to answer questions. It must be noted however, that each of the two formal committees and the working group also has an obligation to provide opportunities for public input at any of their meetings. A process commonly referred to as the “Soap Box” provides an opportunity for any community or commercial organization, or a member of the public to present their issues on a particular topic to the Committee. This opportunity needs to be publicized by the Committee however, it must be clear that an appointment must be confirmed with the Facilitator and/or the Chair for the next meeting. The participant may address his/her interests or questions to the Committee and the Committee may respond and/or ask questions but the guest cannot participate in the ensuing discussion. The Committee will determine whether the participant(s) or delegation may stay for the rest of the meeting.

Appendix E - Application Form for Quality Waters Strategy Projects

Applications for funding under the QWS are submitted by a Regional Quality Waters Management Committee to the Provincial Quality Waters Management Committee via the provincial coordinator. Projects are identified as a priority for the region to address angler use concerns. Further information on the evaluation and setting of regional priorities is provided in the Regional Report which accompanies this project application form.

Project File #

Proponent Information

Contact Name _____
 Address _____
 City _____ Postal Code _____
 Email _____ Phone _____ Fax _____

Project Information

Estimate of project cost \$ _____

Project Name _____
 (Should be concise, descriptive, differentiate proposal from similar projects)

Description _____

(Please provide a two-line summary of your project activities)

Timing - project to begin _____ and be completed by (month/year) _____

Location

Check (✓) where project is located

- | | |
|--|---|
| <input type="checkbox"/> Vancouver Island
<input type="checkbox"/> Lower Mainland
<input type="checkbox"/> Thompson Nicola
<input type="checkbox"/> Kootenay East
<input type="checkbox"/> Kootenay West | <input type="checkbox"/> Cariboo
<input type="checkbox"/> Skeena
<input type="checkbox"/> Omineca - Prince George
<input type="checkbox"/> Peace / Liard - Fort St John
<input type="checkbox"/> Okanagan |
|--|---|

Project Information

The Project Proposal Outline must be typed and not exceed three (3) double sided pages (additional data information is included in the Regional Report which accompanies this application). Proposals exceeding this length will not be considered. Proponents must clearly demonstrate how their project will maintain, increase or expand quality recreational angling opportunities. All proposal outlines must include:

1. Site Description

- a. the specific name and location of the water(s) in question (gazetteer name, local name, WLAP region, watershed code. etc);
- b. physical description of the water(s);

2. Project Rationale

- c. *Executive Summary*- summary of the rationale, purpose or goal of the project including issues to be addressed and accrued benefits.
- d. *Issue*- identifies the angler use issues to be addressed, including the urgency/priority (provincially and/or regionally) and the risk if nothing is done.
- e. *Project Objectives*- describe the project objectives (i.e. what is to be accomplished to address the issues/meet the objectives of the project; identify deliverables.
- f. *Activities/Techniques*- for each objective describe the specific activities to be undertaken. Activities proposed must relate to the objective and be intended to resolve/improve the identified issue. Describe why this activity is considered feasible. Cite recent pertinent scientific literature.
- g. *Budget*- provide details on the proposed budget, contract rates, salaries, and rate of pay; if applicable field days, rentals etc.
- h. *Measures of Success*- the outcome of each activity or deliverable should be measurable to determine whether the activities undertaken have been successful and whether the objectives have been met. If the project is proposed to be a multi-year project, indicate the milestones that are to be achieved each year of the project. Quantitative, qualitative, direct and indirect criteria for measuring project success and results, as well as monitoring requirements should be itemized.
- i. *Benefit/Risks* – the benefits and implications with regard to angler use versus the present situation for the specific treatment area of the project.
- j. *Literature Cited*- Cite all pertinent literature.

3. Extension/Public Information/Participation/Partners

A communications plan must be part of the proposal: how do you intend to communicate information gained from the project (e.g., press releases, brochures, slide talk, video)? If the application is for the development of an AMP, then the communication plan must include the steps for public consultation as outlined in the Resource Document Section 5. What is the message? How will it influence people's behaviour? What is the proposed distribution method?

4. Map

All on-the-ground activities must include a map that can be photocopied, (i.e. no larger than 8-1/2" X 11", no colours and not cluttered by too much detail), showing enhancement sites in relation to known geographic areas. This assists members of the Public Advisory Board who may not be familiar with all areas of the province.

5. Consultant Credentials -

One copy of the credentials of consultants and/or consulting companies involved with the project **must be submitted** with your application

Application Submission

All project applications for funding under the QWS are projects that have been identified by a Regional Quality Waters Management Committee as a priority project for the region to address angler use concerns. The applications are submitted to the Provincial Quality Waters Management Committee. The Regional Coordinator (WLAP) submits the applications and accompanying Regional Report to the Provincial Coordinator (WLAP).

The applications and Regional Report are submitted to the Provincial Coordinator by the end of November.

How will projects be reviewed?

Proposals which meet the criteria, and are received before the above deadline, will be reviewed by the Provincial Quality Waters Management Committee. The committee will review all proposals received from the Regional Quality Waters Management Committees and determine the provincial priorities based on the evaluation form provided in Appendix E of the Resource Document and available funding under the QWS.

How will notification be done?

Proponents approved for projects will be contacted by the committee to implement approved projects and select contractors.

Appendix F - Provincial Quality Waters Management Committee - Evaluation Form

Project Name: _____ QWS File #: _____
PQWMC Member _____ Phone #: _____

1. Principles / Objectives

- How well does the proposal conform to the stated Quality Waters Strategy principles (see below)
- Are the objectives of the proposal consistent with the stated objectives of the QWS (see below)

Does the project conform to the stated principles and objectives?

YES NO

Explanation/comments:

2. Angler Crowding

- Is the water(s) in question presently, or potentially subject to crowding by resident, non-resident and non-resident alien anglers (guided and non-guided)
- Has there been support expressed by resident anglers, guides and / or stakeholders for increased management of angler use

Is angler crowding an existing or potential problem, and is their support for increased angler management?

YES NO

Explanation/comments:

3. Presence of a Special Fish Stock(s)

- Are there freshwater or anadromous wild fish stock(s) bearing exceptional qualities present
- Are these fish stock(s) acknowledged by the angling community to be of exceptional quality

Are there wild anadromous or freshwater fish stock(s) of acknowledged exceptional quality present in the water(s) in question?

YES NO

Explanation/comments:

4. Setting

- Are the water(s) in question located in an inaccessible, or relatively inaccessible wilderness area
- Are the water(s) in question located in a surroundings that contribute significantly to the quality of the fishing experience

Does the surrounding area and / or setting provide for a wilderness and / or quality angling experience?

YES NO

Explanation/comments:

5. Economic and Social Value

- Do the water(s) in question currently, or potentially have the capacity to generate local, regional and provincial economic value; and
- Do the water(s) in question have important social values to residents of British Columbia.

Do the water(s) have significant economic and social value?

YES NO

Explanation/comments:

6. Project Effectiveness (efficacy)

- Are the project outcomes clearly defined?
- Is there an evaluation of project benefit(s) or other measurables or indicators?
- Is there a clearly described public extension component of the project?
- Does the project have adequate plans to communicate information gained?

Does the proposal exhibit a high likelihood of being effective?

YES NO

Explanation/comments:

7. Benefit / Cost

- Is there value for money of the project?
- Are the benefits as described in the proposal in line with the cost of the project?
- Are there enough deliverables for the cost of the project?
- Are the project budget and/or in-kind rates realistic?

Do the benefits of the project warrant the cost?

YES NO

Explanation/comments:

8. Technical Soundness

- Are the methods / techniques proposed appropriate for the stated purpose(s)?
- Will the methodology described produce results that will be useful in reaching the desired goals and objectives?

Is the proposal technically feasible?

YES NO

Explanation/comments:

Would you apply any technical conditions? If so, please list.

If this project is not technically sound, briefly explain:

9. Provincial Priority

In your opinion, how does this proposal rate against other proposals in terms of provincial priority?

Score for Provincial Priority				
5	4	3	2	1
High		Medium		Low

Explanation/comments:

Quality Waters Strategy Guiding Principles

- To maintain the quality angling experience on provincial quality waters.
- To provide quality angling opportunities for all anglers
- To create an effective and mutually respectful process that facilitates sound management of angler use on provincial quality waters.
- Where angling opportunities become oversubscribed, decisions regarding angling opportunities will reflect the priority and interests of British Columbian resident anglers.
- To foster a healthy business environment that is supportive of angling guides, tourism businesses and local economies.
- To realize fair social and economic returns to the Province for the use of resources.
- To provide efficient, cost-effective and transparent administrative processes.
- To create an enforceable management system that ensures regulatory compliance and promotes ethical behaviour.
- To provide for timely acquisition and application of data for efficient management.
- To compliment provincial fisheries management goals for resource conservation and sustainable fisheries.

Quality Waters Strategy Goals and Objectives

The goal of the QWS is “to maintain or improve the quality of angling opportunities on classified and other quality waters in British Columbia”.

The strategic objectives of the QWS are to:

- Implement a coordinated approach to monitoring angler use patterns on identified waters.
- Implement programs to improve compliance with regulations that govern fisheries or environmental protection on identified waters.
- Implement a coordinated approach to data collection and management as it relates to quality fisheries.
- Inform, educate and consult with the public about conservation and sustainable management of quality fisheries.
- Provide opportunities for natural resource stewardship training related to conservation and the maintenance of sustainable fisheries.

Appendix G - Angling Management Plan - Summary Form

1. BASIC INFORMATION

Stream (Name) _____ Section _____ Location _____
 Classified Water Unclassified Region (Name) _____ M.U. _____ WSC _____

2. PHYSICAL PARAMETERS

Total Length Of Steam (Km) _____ Large Mainstem (Inc. Tribs.) _____
 Fishable Length Of Steam (Km) _____ Moderate Size (Inc. Tribs.) _____
 Average Width In Fishable Length (M) _____ Small Size (No Tribs.) _____

3. ACCESS STATUS

	Extensive	Limited	None
Road	<input type="checkbox"/>	<input type="checkbox"/>	<input type="checkbox"/>
Drift Boat	<input type="checkbox"/>	<input type="checkbox"/>	<input type="checkbox"/>
Power Boat	<input type="checkbox"/>	<input type="checkbox"/>	<input type="checkbox"/>
Fixed Wing Aircraft	<input type="checkbox"/>	<input type="checkbox"/>	<input type="checkbox"/>
Helicopter	<input type="checkbox"/>	<input type="checkbox"/>	<input type="checkbox"/>

4. ANGLING

STREAMSIDE ACTIVITIES:

General Angling Season From _____ To _____ None Limited Extensive
 Restricted Angling Season From _____ To _____
 Peak Angling Season From _____ To _____
 Angling Conditions: Good Poor Unpredictable List Activities Affecting Angling _____

5. STOCK STATUS

	Adequate	Depressed	Endangered	Not Known	Not Applicable
Steelhead - Summer _____	<input type="checkbox"/>	<input type="checkbox"/>	<input type="checkbox"/>	<input type="checkbox"/>	<input type="checkbox"/>
Steelhead - Winter _____	<input type="checkbox"/>	<input type="checkbox"/>	<input type="checkbox"/>	<input type="checkbox"/>	<input type="checkbox"/>
Trout (Indicate Species) _____	<input type="checkbox"/>	<input type="checkbox"/>	<input type="checkbox"/>	<input type="checkbox"/>	<input type="checkbox"/>
Char (Indicate Species) _____	<input type="checkbox"/>	<input type="checkbox"/>	<input type="checkbox"/>	<input type="checkbox"/>	<input type="checkbox"/>
Salmon (Indicate Species) _____	<input type="checkbox"/>	<input type="checkbox"/>	<input type="checkbox"/>	<input type="checkbox"/>	<input type="checkbox"/>
Other (Indicate Species) _____	<input type="checkbox"/>	<input type="checkbox"/>	<input type="checkbox"/>	<input type="checkbox"/>	<input type="checkbox"/>

6. WATER - SPECIFIC REGULATIONS – Tools being applied.

7. PRESENT ANGLER USE & ANGLER DAY ALLOCATION

Est. Total Angler use (Days) _____

No. of Licensed Guides _____ No. Angling Guide Base Camps _____ Satellite Camps _____

Total Guided Angler Days _____ No. Boats Operated by Guides – Power _____ Drift _____

Other Transportation _____

9. RECOMMENDED ANGLER USE & ANGLER DAY ALLOCATION

Est. Total Angler use (Days) _____

No. of Licensed Guides _____ No. Angling Guide Base Camps _____ Satellite Camps _____

Total Guided Angler Days _____ No. Boats Operated by Guides – Power _____ Drift _____

Other Transportation _____

11. RECOMMENDED ENFORCEMENT AND MONITORING ACTIVITIES TO SUPPORT TOOLS

12. NARRATIVE (Use additional pages, if required)

11. REGIONAL ADMINISTRATION

Prepared By: _____

Accepted By: _____

Valid As Of: _____

Appendix H - Angling Quality Table Sample - Constructed Scale for Recreational Quality - Crowding

Description of a Quality Fishing Experience

High Quality ←-----→ Low Quality

Probability of Catching Wild Fish	More than 25 Fish	15 to 25 Fish	10 to 15 Fish	Less than 10 Fish
Scenic Setting <i>I.e. Sight and Sound of the Landscape</i>	Wilderness Backdrop Now exists up to Low Human Development & Activity (i.e. vehicles, resource extraction) – Mountain Landscape	Natural Backdrop - Low Human Development & Activity – Forest/Prairie Landscape	Rural/Agricultural Backdrop – Moderate Human Development & Activity – Pastoral Landscape	Urban Backdrop – High Human Development & Activity – Developed/Altered Landscape
Social Setting <i>I.e. Inter party Contacts of Anglers on the water & at access points</i> *Party Size: 5	Few to no Contacts with other Anglers ~ Less than 3/Day	Low Frequency of Contacts with other Anglers 3 to 5/Day	Moderate Frequency of Contact with other Anglers 6 to 7/Day	High Frequency/Common Contact with other Anglers More than 7/Day
Sources: 1) Angling Guide Client Feedback 2) Creel Census Surveys 3) Various Angling Studies				

Sample Angling Quality evaluation criteria developed by East Kootenay AMP Working Group

Appendix I - Pilot Rod Day Allocation Policy

**Provincial Guided Angler Day Allocation
and Pricing Policy**

WORKING DOCUMENT

28 January 2005

Fish and Wildlife Recreation and Allocation Branch
B.C. Ministry of Water, Land and Air Protection

Provincial Guided Angling Rod Day Allocation and Pricing Policy

TABLE OF CONTENTS

Preface	61 60
1.0 Introduction.....	62
2.0 Guiding Principles of the Quality Waters Management Strategy	62
3.0 Goals of the Guided Angler Day Allocation and Pricing Policy	62
4.0 Definition of Terms Used in This Document	63
5.0 Characteristics of a Guided Angler Day	64
6.0 Eligibility Requirements for New and Existing Angling Guides	64
7.0 Guided Angler Day Annual Rental Fee	65
8.0 Guided Angler Day Allocation Method.....	66
8.1 Allocation of 50% of Surplus Guided Angler Days for Growth Opportunity	69 70
8.2 Allocation of 30% of Surplus Guided Angler Days to New Angling Guides.....	69 71
8.3 Allocation of 20% of Surplus Guided Angler Days to Annual Bid Pool.....	70 72
9.0 Diligent Use and Guided Angler Day Use Reporting	70 72
10.0 Appendix – Tables for Scoring and Ranking Surplus Guided angler day Allocations..	72 74
11.0 Appendix – Example to Show Allocation of Base Guided Angling Days to Existing Guides	75 77

LIST OF TABLES

TABLE 1: GUIDED ANGLER DAY ANNUAL RENTAL FEES BY CLASSIFIED WATER TYPE AND YEAR.....	66
TABLE 2: INITIAL ALLOCATION CRITERIA FOR NEW AND EXISTING ANGLING GUIDES	69
TABLE 3: SCORING TABLE FOR RANKING EXISTING GUIDES ALLOCATION FOR GROWTH OPPORTUNITY GUIDED ANGLER DAYS	72 74
TABLE 4: SCORING TABLE FOR RANKING NEW GUIDE ALLOCATION OF GUIDED ANGLER DAYS	73 74
TABLE 5: ALLOCATION FORMULA FOR ASSIGNING SURPLUS GUIDED ANGLER DAYS TO NEW AND EXISTING GUIDES	74 76
TABLE 6: ALLOCATION OF ROD DAYS FOR RIVER X TO ELIGIBLE GUIDES BASED ON VERIFIED USE AND PROPORTIONAL WEIGHTING.....	75 77
TABLE 7: ALLOCATION OF ROD DAYS FOR RIVER Y TO ELIGIBLE GUIDES BASED ON VERIFIED USE AND PROPORTIONAL WEIGHTING.....	76 78

Provincial Guided Angling Rod Day Allocation and Pricing Policy

Preface

This document is the result of considerable effort and input from representatives of the angling guide community and provincial government staff in the Ministry of Water Land and Air Protection. The first implementation of this policy is planned to occur in early 2005 to allocate guided angler days for the East Kootenay Angling Management Plan. The implementation of this policy is therefore considered a pilot. Subsequent to this implementation, the policy's effectiveness will be reviewed by the angling guide community and government in order to develop a provincial policy that is sufficiently robust and inclusive to be applicable to all regions requiring allocation and pricing of guided angler days.

Provincial Guided Angling Rod Day Allocation and Pricing Policy

1.0 Introduction

A component of the new BC Quality Waters Management System is the manner in which guided angler days would be allocated and valued to angling guides for rivers included in the system. The following policy and procedures were developed through workshops and discussions with:

- Quality Waters Management Joint Steering Committees
- Ministry of Water, Land & Air Protection
- Kootenay Angling Guides Association
- Terrace & District Angling Guides Association
- Unaffiliated Angling Guides from around the province
- Angling Guide Industry Caucus of the Quality Waters Management Joint Steering Committee.

2.0 Guiding Principles of the Quality Waters Management Strategy

The following guiding principles were developed to direct the development and implementation of the Quality Waters Management Strategy. At key steps in the strategy such as guided angler day allocation to angling guides, these guiding principles will be used as a means to ensure the intent of this strategy is applied throughout the province in a consistent manner, and that all interests are considered. The guiding principles are as follows:

- To maintain a high quality angling experience on Quality Waters
- To provide quality angling opportunities for all anglers
- To create an effective and mutually respectful process that facilitates sound management of angler use on Quality Waters
- Where angling opportunities become oversubscribed, decisions regarding angling opportunities will reflect the priority and interests of British Columbia resident anglers
- To foster a healthy business environment that is supportive of angling guides, tourism businesses and local economies
- To realize fair social and economic returns to the Province for the use of resources
- To provide efficient, cost-effective and transparent administrative processes
- To create an enforceable management system that ensures regulatory compliance and promotes ethical behavior
- To provide for timely acquisition and application of data for efficient management
- To complement provincial fisheries management goals for resource conservation and sustainable fisheries

3.0 Goals of the Guided Angler Day Allocation and Pricing Policy

1. To allocate fairly, objectively and transparently, guided angler day carrying capacity as define through an Angling Management Plan
2. To give priority to existing angling guide operations, including small, medium and large operations in order to maintain and further develop these as viable businesses

Provincial Guided Angling Rod Day Allocation and Pricing Policy

3. To provide an opportunity for new angling guides to enter the industry
4. To ensure long-term business certainty with secure guided angler day allocations
5. To ensure economic return to the province for the commercial use of crown/public resources
6. To ensure local, rural communities sustain economic benefits from their local fisheries
7. To generate funding to enhance the management of fish stocks, fish habitat and anglers including staff for compliance, education, and enforcement
8. To foster a viable angling guide industry with a range of angling guide operations (i.e. small to large, single guide to a company comprised of several angling guides and assistants) that will make a long-term contribution to local and provincial economies
9. To provide a means to evaluate guided angler day market value
10. To ensure the utilization of guided angler day allocation as required by diligent use and reporting requirements of this policy

These goals are consistent with the principles of BC's Freshwater Recreational Fishery Management Strategy, the new Quality Waters Management System and the general goals of East Kootenay Angling Management Plan. They also reflect the Provincial government's direction for rural economic development and revenue from natural resources in balance with conservation.

4.0 Definition of Terms Used in This Document

Assistant Angling Guide (AAG) – an individual who has met all licensing requirements of the Province and has a valid assistant angling guide license

Angler Day or Rod Day – is a unit representing one person angling during any part of a day and is used to determine the extent to which a stream, lake or area specified under Section 53 of the Wildlife Act may be used for angling.

Angling Guide (AG) – an individual who has met all licensing requirements of the Province and has a valid angling guide license

Angling Management Plan (AMP) – means the publicly available document describing the capacity of the water or waters for commercial and non commercial angling. The angling management plan sets out the rationale for guided angler day carrying capacities defined in regulation.

Classified Waters – are bodies of water designated as either Class I or Class II under Section 53.1 of the Wildlife Act

Guided Angler Day or Rod Day – is an angler day allocated by the Regional Manager to an angling guide and used by a licensed angler under contract with an angling guide or assistant angling guide.

Regional Manager – means the regional fish and wildlife manager, or designate, representing the Ministry of Water, Land and Air Protection

Provincial Guided Angling Rod Day Allocation and Pricing Policy

Reference Period – a period of five years prior to the year in which the initial allocation of guided angler days is made. For the East Kootenay Angling Management Plan, the reference period is April 1st, 1999 – March 31st, 2000 to April 1st, 2003 – March 31st, 2004.

5.0 Characteristics of a Guided Angler Day

Guided angler days are defined for specific waters at the discretion of the Minister or designate. Ideally they are defined as outputs from an Angling Management Plan and are part of the sustainable level or carrying capacity of angling activity for specified waters.

Guided angler days initially allocated to existing and new angling guides will be issued for a term of twenty years, renewable for another twenty years after ten years.

Guided angler days sold through a bid process from the annual guided angler day "pool" as indicated in the allocation process (see [Figure 1: Flow Chart for Initial Guided Angler Day Allocation Method](#)) will be allocated on an annual basis, with the exception of the initial bid year in which they will be allocated for two years.

Upon allocation by the Regional Manager of guided angler days to an eligible angling guide as described in this policy, guided angler days can be bought and sold among eligible guides subject to approval by the Regional Manager. The only circumstances under which approval would not be granted would be if either party were not an eligible guide, if the transaction were not reported properly, or if the guided angler days were not recognised in the angling management plan.

A transaction fee of \$5.00 per guided angler day to be transferred or sold will be charged for a permanent sale or transfer of guided angler days between eligible angling guides. The purpose of this fee is to cover the administrative cost of reviewing and approving the transfer or sale. Upon transfer or sale of guided angler days from one eligible angling guide to another, the terms of the transfer or sale (quantity sold and transaction value) must be reported to the Regional Manager for approval and in order to avoid being charged for guided angler days no longer in the guide's possession. It is also necessary to report all guided angler day transactions in order to effectively monitor diligent use.

Angling guides will be charged a rental fee on a semi-annual basis for each guided angler day they are allocated in a given year (see [Table 1: Guided Angler Day Annual Rental Fees by Classified Water Type and Year](#)).

6.0 Eligibility Requirements for New and Existing Angling Guides

In order to acquire guided angler days, all angling guides must meet certain requirements. Eligibility requirements are defined for two categories of angling guides namely: existing angling guides and new angling guides.

Prior to allocation of guided angler days to angling guides the following eligibility requirements must be satisfied:

For Existing Angling Guides:

- An angling guide must have a valid angling guide license and have been operating (with a valid angling guide license) for at least the last year of the reference period which for the East Kootenays is 2003-04 (for reference period see Section [4.0 Definition of Terms Used in This Document](#)).

Provincial Guided Angling Rod Day Allocation and Pricing Policy

[This Document](#)). Existing angling guides must have had a valid angling guide license in 2004-05 as well.

- An angling guide must have submitted angling guide reports for all years during the reference period in which they have held a valid angling guide license and were operating. These reports must be verified with financial records and notarized.
- An angling guide must have had no convictions related to their guiding business under the Wildlife Act during the reference period.
- An angling guide must have proof of liability insurance for all years of operation during the reference period (see section [4.0 Definition of Terms Used in This Document](#)~~4.0 Definition of Terms Used in This Document~~ for definition of reference period)
- An angling guide must have proof of public liability insurance (minimum of \$500k)¹⁸ and a valid angling guide license prior to any new allocation or bidding for guided angler days. In the event that it is not possible to acquire these prior to the first allocation (May 1st 2005), the angling guide may still participate in the allocation process and be allocated guided angler days subject to acquiring their angling guide license and liability insurance. A letter from an insurance company stating the angling guide's eligibility to acquire insurance would suffice in the interim.
- Non-B.C. resident angling guides who have angling guide businesses registered in other provinces must have their angling guide business registered in B.C. This would not apply if the angling guide's business in another province was not a registered business (i.e. sole proprietorship).

For New Angling Guides:

- A new angling guide must be eligible to acquire an angling guide license
- A new angling guide must have had no convictions related to their guiding business under the Wildlife Act during the reference period
- Non-B.C. resident angling guides who have angling guide businesses registered in other provinces must have their angling guide business registered in B.C. This would not apply if the angling guide's business was not a registered business (i.e. sole proprietorship)
- The new angling guide must have their angling guide license and proof of public liability insurance (minimum of \$5k)¹⁹ prior to any guided angler day allocation or bidding for guided angler days. In the event that it is not possible to acquire these prior to the first allocation (May 1st 2005), the angling guide may still participate in the allocation process and be allocated guided angler days subject to acquiring their angling guide license and liability insurance. A letter from an insurance company stating the angling guide's eligibility to acquire insurance will suffice in the interim.

7.0 Guided Angler Day Annual Rental Fee

Annual guided angler day rental fees are shown in [Table 1: Guided Angler Day Annual Rental Fees by Classified Water Type and Year](#)~~Table 1: Guided Angler Day Annual Rental Fees by Classified Water Type and Year~~. These annual rental fees include the Habitat Conservation Trust Fund (HCTF) as shown. From 2008 and on, the guided angler day annual rental fee will be determined from bids and market transactions of guided angler days among angling guides with a minimum reservation annual rental fee as shown.

Auctions for guided angler days will be held annually for those guided angler days held in the "bid pool" (see [Figure 1: Flow Chart for Initial Guided Angler Day Allocation Method](#)~~Figure 1: Flow Chart for Initial Guided Angler Day Allocation Method~~). These guided angler days may be sold in "lots" (i.e. a group of guided angler days for a specified water). The highest bid at auction will determine the

¹⁸ A proposal is in place to change the existing regulation to increase this minimum to \$2 million dollars

¹⁹ A proposal is in place to change the existing regulation to increase this minimum to \$2 million dollars

Provincial Guided Angling Rod Day Allocation and Pricing Policy

annual guided angler day rental fee, subject to the minimum reservation bid being the annual rental fee as shown in [Table 1](#).

Table 1: Guided Angler Day Annual Rental Fees by Classified Water Type and Year

Class of Water	Total fee per guided angler day equals dollars per angler day per year plus HCTF fee											
	2005-2006			2006-2007			2007-2008			2008 and on		
	CRF	HCTF	Total	CRF	HCTF	Total	CRF	HCTF	Total	CRF	HCTF	Total
Anadromous Class I (Salmon, Steelhead)	\$1.00	\$10.00	\$11.00	\$13.50	\$12.50	\$26.00	\$16.00	\$15.00	\$31.00	market bid or minimum \$20.00	\$15.00	\$35.00 minimum
Anadromous Class II (Salmon, Steelhead)	\$1.00	\$10.00	\$11.00	\$8.50	\$12.50	\$21.00	\$11.00	\$15.00	\$26.00	market bid or minimum \$15.00	\$15.00	\$30.00 minimum
Non-Anadromous Class I (Trout)	\$1.00	\$10.00	\$11.00	\$3.50	\$12.50	\$16.00	\$6.00	\$15.00	\$21.00	market bid or minimum \$10.00	\$15.00	\$25.00 minimum
Non-Anadromous Class II (Trout)	\$1.00	\$10.00	\$11.00	\$1.00	\$12.50	\$13.50	\$1.00	\$15.00	\$16.00	market bid or minimum \$5.00	\$15.00	\$20.00 minimum

NOTES:

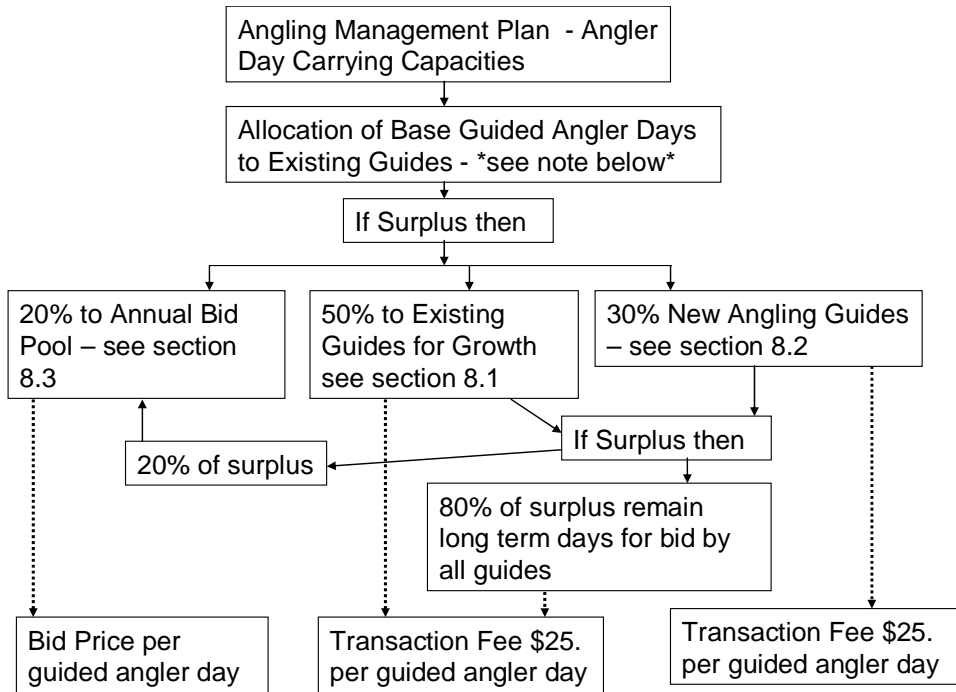
- CRF is the Consolidated Revenue Fund which is the general government account for revenue
- CRF revenues go directly back to managing fish and wildlife resources in B.C., including enforcement
- HCTF is the Habitat Conservation Trust Fund
- HCTF will also see revenue increases through classified waters licenses
- These are recommended annual rental fees only and are subject to approval, with the exception of current annual rental fees

8.0 Guided Angler Day Allocation Method

[Figure 1](#) is a flow chart showing the initial allocation of guided angler days defined in an angling management plan. Three criteria will be used to determine the initial allocation:

- 1) History of guided angler day use during the reference period
- 2) Existing financial investment in the angling guide's business in the region
- 3) Purchase value in the case of guided angler days being auctioned

Figure 1: Flow Chart for Initial Guided Angler Day Allocation Method



*Note: See Section

Formatted: Normal

Formatted: Font: 8.5 pt, Bold

Formatted: Font: Bold

Formatted: Font: 8.5 pt, Bold

Provincial Guided Angling Rod Day Allocation and Pricing Policy

11.0 Appendix – Example to Show Allocation of Base Guided Angling Days to Existing Guides

11.0 Appendix – Example to Show Allocation of Base Guided Angling Days to Existing Guides for Examples of Base Guided Angling Day Allocation Method

The allocation of base guided angler days will be a proportion of available guided angler days from the AMP and weighted based on each guide's best guided angler day year during the reference period. This must be verified with previously submitted guided angler day reports, financial and booking records. Section 11.0 Appendix – "Example to Show Allocation of Base Guided Angling Days to Existing Guides" indicates how base guided angler days are allocated to existing guides.

In addition:

- A reference year will be set based on the initiation of an AMP, capping of guided angler days, or moratorium on new licenses (i.e. 2003-2004 for East Kootenay AMP)
- A time frame will be set for this review and evaluation of history (i.e. 5 years including and dating back from the reference year) (1999/2000 to 2003/2004 for East Kootenay Pilot Project)
- History of use during the reference period will be the determining criteria
- A guide's best guided angler day year must be verified with previously submitted guided angler day report, financial and booking records. These records must be included with the application form, and notarized. Records are only required to substantiate use for the best (highest) use year in the reference period.
- A one-time non-refundable application fee of \$500 is required to assess the verification of history of use and eligibility. An application by an angling guide may include more than one water for both base and growth day allocations.
- Annual guided angler day fees will be paid for all guided angler days allocated to all angling guides as shown in Table 1: Guided Angler Day Annual Rental Fees by Classified Water Type and Year

Where an angling management plan indicates more guided angler days available than actual use by existing guides during the reference period (a surplus), the surplus guided angler days will be allocated in the following three ways:

- Firstly, the 50% of surplus guided angler days will be allocated to existing guides for growth opportunity recognizing in particular their current investment in the region and business development
- Secondly, the 30% of surplus guided angler days will be allocated to new guides entering the business
- Thirdly, the 20% of surplus guided angler days will be available to all eligible guides on an annual basis from an auction or bid process conducted by the Regional Manager as a means to monitor market values, allow entry of new guides, and provide business flexibility for existing guides

Formatted: Font: 8.5 pt

Provincial Guided Angling Rod Day Allocation and Pricing Policy

Table 2: Initial Allocation Criteria for New and Existing Angling Guides

Type of Guide and Type of Day (long term days or annual bid pool days)	History of use on the Water	Investment in the Region	Guided Angler Day Annual Rental Fee or Transaction Fee	Guided Angler Day Annual Rental Fee or Transaction Fee
Existing Guide Base Long-Term Guided Angler Days	Yes	N/A	No transaction fee	See Table 1 for guided angler day annual rental fees
Existing Guide Growth Long-Term Guided Angler Days	Yes	Yes	\$25. per guided angler day transaction fee	See Table 1 for guided angler day annual rental fees
New Angling Guides and Long-Term Guided Angler Days	Yes	Yes	\$25. per guided angler day transaction fee	See Table 1 for guided angler day annual rental fees
All Eligible Guides and Annual Bid Pool Days	N/A	N/A	No transaction fee	Annual rental fee determined by bid or auction bid and no transaction fee

Formatted: Font: 7.5 pt, Not Italic

Formatted: Font: 7.5 pt, Not Italic

Formatted: Font: 7.5 pt, Not Italic

8.1 Allocation of 50% of Surplus Guided Angler Days for Growth Opportunity

The allocation of the 50% of surplus guided angler days to existing guides for future growth will be based on:

- Existing investment in the region and history of use on the specified water will be the determining criteria
- Financial records must be provided to support existing level of investment in the region (see 10.0 Appendix – Table for Scoring and Ranking Surplus Guided angler day Allocations)
- Investment value will be measured from two sources. The first is the book value of all capital items used in the angling guide's business as of December 31st 2004. This would include the book value of purchases and leases of guided angling days, fishing related accommodation, food services and retail/equipment facilities, vehicles used for guiding pro-rated to amount of use, watercraft, trailers, retail inventory and fishing equipment. The second is the sum of marketing program expenditures from April 1st, 1999 to Dec 31st, 2004.
- In addition to the annual guided angler day annual rental fee, a one-time transaction fee of \$25. per guided angler day will be charged for each of these guided angler days requested in the application form
- Angling guides must have at least one year history on the relevant water to be eligible, and must have received base guided angler days as per section 8.0.

8.2 Allocation of 30% of Surplus Guided Angler Days to New Angling Guides

The allocation of the 30% surplus guided angler days to new angling guides will be based on:

- A combination of guided angler day use history and existing level of investment in the region directly related to the angling guide business (see
- New guides will include angling guides and assistants with history of use on the specific water or other waters in the province of B.C.
- Hunting guide outfitters with or without a previous angling guide license in B.C. but assigned a guide territory that contains one or more of the classified waters in the East Kootenays AMP are considered new entrants.
- New entrants eligible for a B.C. angling guide license are eligible provided they meet the eligibility criteria for new angling guides

Provincial Guided Angling Rod Day Allocation and Pricing Policy

- Regional investment will be based on book value and must be itemized and verified with financial data (see 10.0 Appendix – Table for Scoring and Ranking Surplus Guided angler day Allocations).
- New guides can also acquire allocation through the purchase of guided angler days from existing guides after the initial allocation or through those available by open bid
- A one-time non-refundable application fee of \$500 is required to assess the verification of history, investment and eligibility. The application may be for guided angler days on more than one specific water.
- In addition to the annual guided angler day annual rental fee, a one-time transaction fee of \$25. per guided angler day will be charged for each of these guided angler days requested in the application form

8.3 Allocation of 20% of Surplus Guided Angler Days to Annual Bid Pool

A minimum of 20% of surplus guided angler days will be made available to all eligible angling guides through a bid or auction process. These guided angler days will be awarded on the basis of highest bid value and eligibility requirements for angling guides previously defined in Section [Eligibility Requirements for New and Existing Angling Guides](#). The first auction will allocate these guided angler days for a maximum of two years. All subsequent auctions will be held annually and will auction the guided angler days for one year. The guided angler day annual rental fee for these guided angler days will be the winning bid value.

Formatted: Font: 8.5 pt

In all allocations of guided angler days, the calculated number of guided angler days to be allocated will always be rounded down to the nearest whole guided angler day in order to avoid allocating guided angler days in excess of the carrying capacity identified in the AMP.

9.0 Diligent Use and Guided Angler Day Use Reporting

Diligent use is defined as the “use it or lose it” principle. Three years after the initial allocation of guided angler days from the establishment of an angling management plan as shown previously in [Figure 1](#), each angling guide with guided angler days will be assessed. After the initial three year period, assessments for use of guided angler days will be made every five years.

The method for assessing guided angler day diligent use is as follows:

- For each angling guide the annual report of guided angler days used on each specific water will be compared to the number of guided angler days allocated
- The average percentage of guided angler days used by each angling guide on each specific water over the three year period is calculated
- Each angling guide must use at least 60% of their total guided angler days on each specific water. Up to 50% of any unused guided angler days less than the 60% average use over three years will be forfeited to the Regional Manager with no compensation to the angling guide
- An under-performing angling guide’s allocation of guided angler days will be re-established at the actual level of operation plus 50% of the average of underutilized days over the 3 year period.
- Guided angler days forfeited due to lack of use will be re-allocated as per the allocation process described in [Figure 1](#) and outlined in subsequent text describing the allocation process
- Should extenuating circumstances occur such as (i) general market collapse, (ii) long-term un-fishable river conditions, or (iii) poor health or injury to the angling guide, the angling guide must contact the Regional Manager in writing to report the circumstances. These situations will be accepted as legitimate to warrant extending the timeframe allowed to reach diligent use.
- After the first three year period, all subsequent diligent use assessment will be made over a five year period using the same method described above.

Formatted: Font: 8.5 pt

Note: For existing classified waters and for remote waters not included in the East Kootenay AMP, diligent use will be established by the Provincial Quality Waters Management Committee and Government in consultation.

Provincial Guided Angling Rod Day Allocation and Pricing Policy

The procedure for assessing diligent use will be applied to the East Kootenay AMP three years after the initial allocation of guided angler days. For other areas of the province, it is possible to define diligent use with different methods. The main purpose of diligent use is to ensure fair and efficient allocation of guided angler days that optimize social and economic returns to angling guides, communities and the province. Angling guides must continue to submit annual reports. Their clients' angling license numbers must be included on the angling guide reports for all their guided angling days reported.

Example: An area or region where diligent use has been determined:

Guide	Initial RDA	Year 1 Use	Year 2 Use	Year 3 Use	Year 4 Use	Year 5 Use	DU Target	Actual Use	% of Use
A	100	60	90	100	100	80	300	430	86%
B	100	20	50	60	30	40	300	200	40%

Initial RDA = Total guided angler days acquired at the end of a new allocation process (Kootenays) or Total guided angler days held at the date of implementation of the Quality Waters Strategy.

For Guide A there was satisfactory performance and can continue with a 100 guided angler day allocation.

For Guide B there was unsatisfactory performance operating with 100 guided angler days. The operating capacity was 40%, or 33% less than the 5 year guided angler day use target. There were no extenuating circumstances warranting extending time. Therefore this guide would be subject to a possible forfeit of 33 guided angler days of the 100 annual guided angler day allocation. However as an incentive to achieve a higher level of performance, the actual loss would be only 50% of the calculated reduction or 17 days for the first performance review but 100% thereafter. Therefore the new reduced allocation would be 83 guided angler days.

In addition to guided angler day use reporting described above, there are a number of other significant aspects to diligent use and reporting of guided angler days. These are summarised as follows.

- All watercraft used by an angling guide must prominently display the angling guide's assigned angling guide license number.
- Missing records from angling guide reporting or mis-reporting may occur. If an angling guide failed to submit annual reports, technically an angling guide license should not have been issued for the subsequent year. In this case, the angling guide will only be considered as a "New Guide" in any new allocation or re-allocation process. If the angling guide reports were lost or misplaced by Government, the angling guide may re-submit a replacement report supported by financial records and a statutory declaration verifying the original data. Other information such as affidavits from clients may also be provided in support.
- Double counting by an angling guide who worked as a sub-contractor for another angling guide may be suspected. Should this be determined, the angling guide reporting the guided angler days of the employer will be excluded from the allocation process. Guided angler days belong to the angling guide who received full payment for the guiding service from the client and to whom the guided angler days were originally allocated or purchased.
- Under reporting on annual guided angler day reports may occur. Should an angling guide submit financial records supporting more guided angler days than reported only the lesser number of guided angler days from the annual guided angler day report will be accepted.
- Over reporting on annual guided angler day reports may occur. Only the number of guided angler days verified by financial records will be considered as base days. As a rule of thumb, the number of guided angler days should approximate gross revenue divided by the average fair market value guide rate.
- All angling guides will be subject to guided angler day reporting audits. These audits will be done by an independent third party.

Provincial Guided Angling Rod Day Allocation and Pricing Policy

10.0 Appendix - Tables for Scoring and Ranking Surplus Guided angler day Allocations

Table 3: Scoring Table for Ranking Existing Guides Allocation for Growth Opportunity Guided Angler Days

Allocation of 50% of Surplus Guided Angler Days to Existing Angling Guides for Future Growth Opportunity			
total points out of maximum of 100			
Number of Years with Angling Guide License	Points Assigned for History of Use	Investment Value of Existing Angling Guide Business (dollars \$CAN) – see note below	Points Assigned to Regional Investment
1	2	>\$25k	0
2	4	\$25k-\$50k	4
3	6	\$50k - \$100k	6
4	8	\$100k - \$200k	12
5	10	\$200k - \$300k	18
6	12	\$300k - \$400k	24
7	14	\$400k - \$500k	30
8	16	\$500k - \$600k	36
9	18	\$600k - \$700k	42
10	20	\$700k - \$800k	48
11	22	\$800k - \$900k	54
12	24	\$900k +	60
13	26		
14	28		
15	30		
16	32		
17	34		
18	36		
19	38		
20	40		

Note: Angling guide business investment value will be measured from two sources. The first is the book value of all capital items used in the angling guide's business in the region as of December 31st 2004. This would include the book value of purchases and leases of guided angling days, fishing related accommodation, food services and retail/equipment facilities, vehicles used for guiding pro-rated to amount of use, watercraft, trailers, retail inventory and fishing equipment. The second is the sum of marketing program expenditures from April 1st, 1999 to Dec 31st, 2004.

Provincial Guided Angling Rod Day Allocation and Pricing Policy

Table 4: Scoring Table for Ranking New Guide Allocation of Guided Angler Days

Allocation of 30% of Surplus Guided Angler Days to New Angling Guides			
total points out of maximum of 100			
Number of Years with Angling Guide or Assistant Angling Guide License	Points Assigned for History of Use	Investment Value of Existing Angling Guide Business (dollars \$CAN) - see note below -	Points Assigned to Regional Investment
1	2	>\$25k	0
2	4	\$25k-\$50k	4
3	6	\$50k - \$100k	6
4	8	\$100k - \$200k	12
5	10	\$200k - \$300k	18
6	12	\$300k - \$400k	24
7	14	\$400k - \$500k	30
8	16	\$500k - \$600k	36
9	18	\$600k - \$700k	42
10	20	\$700k - \$800k	48
11	22	\$800k - \$900k	54
12	24	\$900k +	60
13	26		
14	28		
15	30		
16	32		
17	34		
18	36		
19	38		
20	40		

Note: Angling guide business investment value will be measured from two sources. The first is the book value of all capital items used in the angling guide's business in the region as of December 31st 2004. This would include the book value of purchases and leases of guided angling days, fishing related accommodation, food services and retail/equipment facilities, vehicles used for guiding pro-rated to amount of use, watercraft, trailers, retail inventory and fishing equipment. The second is the sum of marketing program expenditures from April 1st, 1999 to Dec 31st, 2004.

Provincial Guided Angling Rod Day Allocation and Pricing Policy

Table 5: Allocation Formula for Assigning Surplus Guided Angler Days to New and Existing Guides

Allocation Formula for 50% of Surplus to Existing Guides and 30% of Surplus to New Guides	
Highest Score Rank	Percent Share of Surplus Guided Angler Days to be Allocated
1	25%
2	22%
3	18%
4	12%
5	10%
6	8%
7	5%

Note: This table may be modified to include more existing and new guides and have different allocation percentages. The concern is that available surplus is optimally shared among guides and that the smallest allocation is a meaningful number of guided angler days. For the East Kootenays seven guides and a minimum of 5 percent of surplus guided angler days were considered to be both optimal and meaningful.

Provincial Guided Angling Rod Day Allocation and Pricing Policy

11.0 Appendix - Example to Show Allocation of Base Guided Angling Days to Existing Guides

The number of guided angler days available on each water identified in an angling management plan will be allocated proportionately – subject to being capped at the number of rod days from an eligible angling guide's best year in the previous five years as verified. Two examples follow:

- River X – has 450 rod days identified in the AMP. The use is 415 guided angler days, therefore the carrying capacity is adequate to meet the base allocation
- Guides A, B, C, and D have been deemed eligible to participate in allocation based on their historical use
- Use of Guides' "best year" in the reference period has been determined and verified as indicated in [Table 6](#)
- The 35 rod days indicated as "surplus" will be allocated according to the method outline in the previous [Figure 1: Flow Chart for Initial Guided Angler Day Allocation Method](#) – 30% to new guides, 50% to existing guides for growth opportunities, and 20% to the annual bid pool.

Formatted: Font: 8.5 pt

Table 6: Allocation of Rod Days for River X to Eligible Guides based on Verified Use and Proportional Weighting

	Rod Days (Verified use best year in reference period)	Weight = Guide Use/ Total Use	Allocation of 415 Rod days
Guide A Use	60	0.14	60
Guide B Use	90	0.22	90
Guide C Use	120	0.29	120
Guide D Use	145	0.35	145
Total Use	415	-	-
Total Available			
Guided Angler	450	1.00	415

This allocation method will be used when the number of rod days available for allocation on a specified water is less than, equal to, or greater than the sum of verified use for that water. In [Table 7](#), River Y has a maximum number of guided angler days (270) that is less than verified use by existing guides. In this example, total use is 415 guided angler days, but carrying capacity is only 270, therefore it is inadequate to meet base guided angler day allocation. The same proportional weights are applied as in [Table 6](#) however; all 270 rod days are allocated to existing guides and there is no surplus to be allocated for new guides, growth opportunities, or the annual bid pool.

Provincial Guided Angling Rod Day Allocation and Pricing Policy

Table 7: Allocation of Rod Days for River Y to Eligible Guides based on Verified Use and Proportional Weighting

	Rod Days (Verified use best year in past 5)	Weight = Guide Use/ Total Use	Allocation of 270 Rod days
Guide A Use	60	0.14	38
Guide B Use	90	0.22	59
Guide C Use	120	0.29	78
Guide D Use	145	0.35	95
Total Use	415	-	-
Total Available			
Guided Angler Days to be Allocated			
	270	1	270

Appendix J - Resident Angler and Angling Guide Protocol Agreement

Angling Guide Management & Classified Waters Policy Review

A Consensus Statement from the bilateral meeting
held on March 27, 2001 at the Fairmont Airport Hotel, Richmond.

Jointly Prepared by
Representatives of the "Angling" sector NGOs
and independent anglers
&
Representatives of the "Angling Guide" sector NGOs
and independent guides

Context:

This paper was prepared in response to the many confrontational comments which surfaced following the release of the Government AGMS & CW Review Team's "Options Discussion Paper" of Dec. 2000 - "Sustaining a Quality Angling Experience in BC"

The objectives of this bilateral (anglers/guides) initiative are :

- 1. To list the major outcomes desired by each sector;*
- 2. To catalogue those outcomes held in common;*
- 3. To discuss, and if possible develop consensus on the outstanding issues;*
- 4. To present a consensus paper to government to assist in development of policies which will maintain and improve the quality of angling on BC's special waters.*

Provincial Guided Angling Rod Day Allocation and Pricing Policy

Introduction

In this paper we have avoided commenting on the AGMS & CW process as it has evolved to date, other than to agree that it has unfortunately resulted in the development of a confrontational situation between the government review team and many participating stake holders.

It should also be made clear that this is not an officially recognized step in the AGMS & CW review process, nor is it an attempt to modify that process. Government has had no role in the development of this paper, although their team was advised of it. We believe they were supportive of its objective, which was to engage in a constructive inter-sectoral dialogue to facilitate a positive outcome to the AGMS & CW review process.

When it became obvious that the submissions received in response to the December 2000 discussion paper appeared to favor fixing the current policy rather than developing a new system from scratch, it was agreed by both angling and guiding sectors that we could make a positive contribution to the policy development process by engaging in consensus-seeking discussions of the major issues.

We are pleased to report that our meeting did in fact achieve consensus on the vast majority of items discussed. We believe that acceptance of our recommendations will be a significant and positive step toward the resolution of many of the contentious issues which arose from the options paper.

We urge government to give serious consideration to the views of our respective constituencies as presented in this consensus document.

Note: Throughout this paper for simplicity, and to recognize the need for modified legislation, we have elected to use the following new terminology, which was introduced in the Options Paper:

- a) *Angling Management Plan (AMP) in lieu of Angling Use Plan (AUP)*
- b) *Special Water in lieu of Classified Water*

Overarching considerations

1. Conservation and sustainability issues must be addressed before all other concerns.
2. It is recognized that crowding is a major criterion in determining angling quality, particularly with respect to special waters.
3. It is recognized that a parallel consultation process is currently being undertaken by BC Fisheries to develop a long-term strategy for freshwater angling in British Columbia, and that there will inevitably be some overlap between the two initiatives.
4. It is recognized that the angling guide management system being reviewed in the AGMS & CW review process pertains to all provincial waters, not exclusively to classified waters.
5. Currently there is inadequate data upon which to base comprehensive fisheries management decisions/policies. There was consensus that an electronic licensing system with time and location capability would facilitate the resolution of many of the current management problems.
6. It is recognized that the underlying issues that support the original formulation of the Classified Waters policy were, and still are, angler overcrowding; expansion of guiding; and illegal guiding on both classes of waters, and the need to establish some management criteria for guided angling.

Provincial Guided Angling Rod Day Allocation and Pricing Policy

7. It is recognized that the social, economic and environmental benefits of the sport fishery are substantial and should accrue to all British Columbians.
8. Another underlying principle is the recognition of the constitutional right of First Nations to fish for food, social, and ceremonial purposes within allowable conservation limits.
9. Timing: The deadline has already passed for publication of changes in the 2001 season regulations, and in any event it is more important to make the best possible revisions, than to initiate changes where the potential impacts have not been thoroughly researched and debated.

Angling Quality & Crowding Issues

1. Priority of Access & Diversion/Redistribution of Angling Effort

It is acknowledged that angling activity will inevitably continue to grow in British Columbia. Angling pressure on a few of the most accessible and productive stretches of some special waters during peak periods will therefore ultimately reach a saturation point which will necessitate the diversion/redistribution of some anglers to other locations.

Cooperatively developed AMP's will determine optimum capacities for various waters and will determine the methods by which increasing use will be measured and the manner by which the application of "the resident priority principle", based on the five classes listed below, will be implemented. Electronic licensing has the potential to provide time, location and class of angler data to the AMP development process.

BC resident anglers and resident angling guides are equally concerned that where and when diversions of angling effort become necessary, independent resident anglers and guided resident anglers will have priority over all other categories of non-resident users.

The recommended hierarchy of diversion/exclusion is as follows:

1. Non Guided Non Canadian
2. Non Guided Non BC
3. Guided Non Canadian
4. Guided Non BC
5. BC Anglers, guided and non-guided

It was agreed that subject to the recommended hierarchy of diversion/exclusion that if BC Anglers do not utilize all of the guided allocation by a date and in a manner determined through the AMP process that the remaining allocation will be available to other classes of anglers. It was also agreed that if and when BC Anglers are faced with any form of access limitation that it will become necessary to determine by way of the AMP process, the reduction of, or exclusion of guided activity for non BC Anglers.

It is acknowledged that in some locations a form of limited entry licensing may ultimately become necessary for BC resident anglers.

2. Angling Management Plans (AMPs)

Provincial Guided Angling Rod Day Allocation and Pricing Policy

AMPs are a fundamental requirement for the management of fisheries in general and for angling quality and opportunity in particular.

- a) AMPs must be implemented on all special rivers – and ultimately on many other waters. An order of priority for development of these AMPs should be established for each region.
 - b) A fundamental principle underlying all angling and guide management planning and decision making is the principle of cooperative and participatory inclusion of the various sector interests at the local, regional and provincial levels.
 - c) The development of such plans must include a democratic transparent process with a decision appeal mechanism for stakeholder groups.
 - d) Enabling legislation should be drafted or existing legislation modified to facilitate these plans. This will also require consultation with stake holders
 - e) The data collected for use in AMPs must include both angler usage and biological statistics, and be transparent and openly available. Partnerships between government agencies and anglers, guides, and NGOs should be initiated to assist in gathering data.
 - f) The list of criteria for assessing angling capacity for incorporation in AMPs should include, but not be limited to:
 - Rod day capacity based on a maximum number anglers per day per stretch of water as determined in AMPs.
 - Distribution of rod days between angler classes based on resident angler priority as defined on Page 4.
 - Timing and strength of runs.
3. Guided rod days – limitation and reclamation.
- a) No changes to existing allocations should be implemented prior to a proven new system being in place.
 - b) Where AMPs indicate the need for changes in angling or guided allocations, these changes should be phased in.
 - c) An interim moratorium should be implemented on issuing new angling guide and assistant guide licences on all waters until a new system is in place. However, existing guiding businesses on both classified and unclassified waters should be allowed to continue with present operating procedures in respect to: guiding locations; rod day allocations and transfers; and assistant guides. New AMP's that are developed on a priority basis within existing legislation may recommend changes or additions to the current management regime.
 - d) Pending the clarification of the legal status of tenured rod day allocations, the principle of 'diligent use' should be followed. The original classified waters legislation envisaged a 'use it or lose it' process although this has never been designed or implemented. Details of any such 'use it or lose it' policy should be determined in direct consultation with guide associations and all stakeholder groups. Tenured rod-day allocations on special waters enable business certainty, while at the same time limiting pressure on the resource which might result from increased guiding activity.
4. Enforcement of regulations
- a) No matter how efficient the licensing system may be, adequate numbers of enforcement staff will be essential.
 - b) Angler education on ethics and the reason for regulations will assist the Conservation Officers. Enforcement should be augmented by employment of stream guardians or similar auxiliary personnel with the authority to issue tickets.
 - c) We believe that adequate resources and funds should be secured to enable the new system to work properly. To this end, partnerships between government and NGOs should be fostered.
 - d) The prevalence of illegal guiding must be fully acknowledged and eliminated. An electronic licensing system would assist in this, but other measures must also be investigated.
5. The use of drift boats, rafts, and/or jet boats by non-residents may have to be regulated.

Provincial Guided Angling Rod Day Allocation and Pricing Policy

Cooperation between government agencies will be required in the development of legislation, which enables the restriction of various floatcraft: i.e. driftboats, jetboats, rafts, pontoon boats, etc., by non-guided, non-residents.

Guide Management Issues

It was agreed that a number of the issues in this section should ultimately be resolved between the guiding sector, lodge sector and Government. It was further agreed that the signatories to this document would continue to pursue consensus on as many of these issues as possible. The angling sector will, however, expect to be consulted by, and have input to government on all issues that may directly or indirectly pertain to AMP matters or that may have an impact on angling quality.

These issues are:

1. Definition of 'guiding' as it applies to angling.
2. Certification of angling guides.
3. Security of tenure – rod-day quotas.
4. Transfer of rod-days by sale or lease.
5. Process for reduction of persistently unused rod-day quota.
6. Access for new guides to special waters rod-day allocations.
7. Identification, recognition and possible reconciliation of problems dating back to the original allocation of rod-day quotas as determined in the AMP process.
8. Number of anglers permitted to be guided by a one guide or assistant guide per day as determined in the AMP process.
9. Limit the maximum number of guided anglers per day on a particular section of a given river as determined in the AMP process.
10. Eligibility to obtain an angling guide's licence restricted to BC residents only.

(Note: This section was not discussed at our meeting but we believe it should be included to show that we have recognized at least some administrative concerns, although a substantial number of the clauses duplicate those in other sections.)

Government's ability to effectively and economically manage BC's special fisheries.

1. Immediately implement an electronic licensing system that will provide the vital data and capability discussed above.
2. Eliminate the dual Ministry structure and overlap of responsibilities between MELP & MAFF

Provincial Guided Angling Rod Day Allocation and Pricing Policy

3. Provide a transparent and democratic consultation process on fisheries planning and regulation, without unnecessarily inhibiting the decision-making process.
4. Ensure clear lines of authority and accountability between, the provincial policy and program branch, and the regional branch responsible for the delivery of these programs, while at the same time allowing for regional uniqueness and differences.
5. Be cost effective – recognition of scarce staff resources and regulation enforceability.
6. Provide an economic return with a substantial portion of licence revenues being allocated to improvement of the resource.
7. Eliminate illegal guiding.
8. Recognize both the social and economic benefits of angling.
9. Discuss, design and publicize a timetable and strategy for the implementation of any new regulations.

We, the undersigned strongly support the contents and intent of this significant consensus document, and urge government to embrace the principles contained herein and the spirit in which they are delivered.

David Narver, BCWF

Keith Douglas, NBCSGA

Ian Beveridge, BCFFF

Noel Gyger, Terrace Guides

Rod Clapton, BCFDF

Marilyn Murphy, Stamp Pacific Sportfishing

Tom Protheroe, Independent Angler

Pierce Clegg, Babine Norlakes

Craig Murray, Nimmo Bay

Dick McMaster, Consultant