

LICENSING REQUIREMENTS

All annual licences are valid for the current licence year, April 1st to March 31st, commencing on the date purchased. Licences are not transferrable and are not valid unless signed by the licence holder.

Note: Taxes not included in fees listed below.

Licence Type	Resident + (B.C. Residents)	Non-Resident + (Residents of Another Province or Territory)	Non-Resident Alien + (Residents of Another Country)
Basic Licences			
Annual Angling Licence	\$ 36	\$ 55	\$ 80
One Day Angling Licence *	\$ 10	\$ 20	\$ 20
Eight Day Angling Licence *	\$ 20	\$ 36	\$ 50
Annual Licence for Disabled	\$ 1	★	★
Annual Licence for Age 65 Plus	\$ 5	★	★
Conservation Surcharges (see page 7)			
Steelhead	\$ 25	\$ 60	\$ 60
Non-Tidal Salmon	\$ 15	\$ 30	\$ 30
Kootenay Lake Rainbow Trout	\$ 10	\$ 20	\$ 20
Shuswap Lake Rainbow Trout	\$ 10	\$ 20	\$ 20
Shuswap Lake Char	\$ 10	\$ 20	\$ 20
White Sturgeon Conservation Licences (see page 7)			
Annual	\$ 25	\$ 60	\$ 60
One Day	\$ 8	\$ 15	\$ 15
Eight Day	\$ 15	\$ 30	\$ 30
Classified Waters Licences (see page 8)			
Classified Waters Licence (annual)	\$ 15	◆	◆
Class I Waters Licence	◆	\$ 40/day	\$ 40/day
Class II Waters Licence	◆	\$ 20/day	\$ 20/day

* You may buy as many One Day and Eight Day Licences (covering 8 consecutive days) as you need, but only one Annual Licence.

+ See definitions of "resident", "non-resident" and "non-resident alien" on page 88. Members of the armed services and students returning to B.C. may be eligible to purchase licences at the Resident rate. For more information, contact a Service BC Centre. ◦

★ Fee reduction not available. Regular licence required.

◆ Not available. See "Classified Waters Licences", page 8.

Note: Most licence fees include a conservation surcharge administered by the Habitat Conservation Trust Foundation.

IF YOU ARE 16 YEARS OF AGE OR OLDER:

- ▶ You must have a valid basic licence to sport fish for any species of fish in non-tidal waters (including salmon) - see definition of "fish" on page 96.
- ▶ You must purchase appropriate supplementary licences and stamps.
- ▶ You must carry your licence while sport fishing and, if asked, produce it for inspection by a Conservation Officer, Fishery Officer, RCMP constable, Park Ranger in a park, or an Officer under the *Wildlife Act*.
- ▶ Basic and supplementary licences and stamps are not valid in National Parks, except for **Pacific Rim National Park and the Gulf Islands National Park Reserve (see page 10)**.

IF YOU ARE UNDER 16 AND A RESIDENT OF B.C.+:

- ▶ You may sport fish without any licence or stamp (but must abide by the regulations).
- ▶ You do not need to be accompanied by a licence holder.
- ▶ You are entitled to your own quota of fish.

IF YOU ARE UNDER 16 AND NOT A RESIDENT OF B.C.+:

- ▶ You do not require any licence or stamp to sport fish, but you must be accompanied by

a person 16 years or older who holds the appropriate licences and stamps.

- ▶ Any fish you keep must be counted as part of the catch and possession of your accompanying licence holder.
- ▶ If you want to catch and keep your own quota of fish, you must buy a licence and any necessary supplementary licences and stamps.

IF YOU ARE A RESIDENT OF B.C.+ AND DISABLED:

You may qualify for a fee reduction on your basic licence.

- To get an application form contact any Service BC Centre ◦ or write to:
Fish, Wildlife and Habitat Management Branch
PO Box 9363 STN PROV GOVT
Victoria, B.C. V8W 9M2

Note: Refunds will not be issued for licences already purchased at the full price.

IF YOU ARE AN INDIAN AS DEFINED IN THE INDIAN ACT (CANADA) AND A RESIDENT OF B.C.+:

- ▶ You are not required to obtain any type of fishing licence or stamp to sport fish in non-tidal waters.

WHAT TO DO IF YOU LOSE YOUR LICENCE:

- ▶ You must be in possession of a valid licence prior to resuming fishing.
- ▶ Do not buy a new licence. You are only permitted one annual angling licence per year.
- ▶ If you lose the licence that you purchased on-line, you can:
 - Reprint it from the Internet,
 - Get a Service BC Centre to reprint it for you, or
 - Get a licence vendor to reprint a copy (there may be a fee)
- ▶ Your retention record (see page 7) must be transferred to the new copy.
- ▶ In exceptional cases, "old-style" paper licences may be issued by guides and some licence vendors. If you lose one of these "old style" paper licences, visit any Service BC Centre or licence vendor for further instructions.

+ See definition of "Resident", page 96.

◦ For a listing of Service BC Centres and licence vendors, go to <http://a100.gov.bc.ca/pub/lvs>

PURCHASING LICENCES



E-LICENSING

Non-Tidal Angling Licences are available on-line. The Non-Tidal (Freshwater) Fishing E-Licensing system allows anglers to register to obtain an Angler Number and purchase their basic Non-Tidal Angling Licence, Classified Waters Licences, White Sturgeon Conservation Licences and Conservation Surcharge Stamps, at any time.

WHERE TO BUY A LICENCE

To purchase your angling licence on-line or for further information, please go to www.fishing.gov.bc.ca.

Anglers may also obtain electronic licences from their local Service BC Centre or any licence vendor who may offer this service. For a listing of Service BC Centres and licence vendors, go to <http://a100.gov.bc.ca/pub/lvs>.

CONSERVATION SURCHARGES

Your basic angling licence can be validated with up to five annual Conservation Surcharge Stamps described in detail below, plus a White Sturgeon Conservation Licence. The stamps are valid for the licence year (i.e., to March 31). **(Anglers who purchase more than one short-term "old style" paper licence (i.e., One Day or Eight Day Licences) should keep the current licence and the original licence with its Conservation Surcharge Stamps together while angling.)** **Note: If a copy of your basic licence is reprinted, all your retention records must be transferred to the new copy.**

STEELHEAD

Your basic licence must be validated with a Conservation Surcharge Stamp **if you intend to fish for steelhead anywhere in B.C.** (whether you intend to keep or release your catch). In addition, a steelhead stamp is mandatory when fishing on most Classified Waters during certain specified periods, even when fishing for species other than steelhead. Refer to the regional tables for dates and exceptions.

This stamp is available with all annual and short-term basic licences, but you are limited to one stamp per year, regardless of how many short-term licences you buy. **You must immediately record your retention of hatchery steelhead on your basic angling licence.** Please retain your basic licence for the entire licence year as you may be requested to complete an annual steelhead survey.

NON-TIDAL SALMON

Your basic licence must be validated with a Conservation Surcharge Stamp to keep a salmon of any legal size or species (other than kokanee) from non-tidal waters. A stamp is not required if you intend to release all salmon caught. **You must immediately record your retention of adult chinook salmon on your basic angling licence.**

Note: "Adult Chinook" are defined in the *Freshwater Salmon Supplement* published by DFO (see page 4 of this Synopsis).

KOOTENAY LAKE RAINBOW TROUT

Your basic licence must be validated with a Conservation Surcharge Stamp to keep rainbow trout over 50 cm from the main body of Kootenay Lake. **You must immediately record your retention on your basic angling licence.**

No Conservation Surcharge Stamp is required if you release all Kootenay Lake rainbow trout over 50 cm.

SHUSWAP LAKE CHAR

Your basic licence must be validated with a Conservation Surcharge Stamp to keep char over 60 cm caught in Shuswap Lake¹. **You must immediately record your retention on your basic angling licence.**

No Conservation Surcharge Stamp is required if you release all Shuswap Lake char over 60 cm.

SHUSWAP LAKE RAINBOW TROUT

Your basic licence must be validated with a Conservation Surcharge Stamp to keep rainbow trout over 50 cm from Shuswap Lake¹. **You must immediately record your retention on your basic angling licence.**

No Conservation Surcharge Stamp is required if you release all Shuswap Lake rainbow trout over 50 cm.

¹ Shuswap Lake includes the main body of Shuswap Lake, Little Shuswap Lake, South Thompson River between Shuswap Lake and Little Shuswap Lake, Seymour, Anstey and Salmon arms and Mara Lake.

WHITE STURGEON

You must purchase a **White Sturgeon Conservation Licence**, in addition to your basic licence, if you intend to fish for white sturgeon on the lower and middle portions² of the Fraser River watershed (which includes the Fraser's tributaries). This is a catch-and-release only fishery - all sturgeon must be released. Please note that this is the only white sturgeon fishery in the province's non-tidal waters.

² From the CPR Bridge at Mission to and including Williams Lake River in the Cariboo

Note: The ANNUAL province-wide quota for hatchery steelhead is 10. **All wild steelhead must be released**

CLASSIFIED WATERS LICENCES

The classified waters of B.C. are highly productive trout streams. These streams are classified as either **Class I** or **Class II** and are listed in the Water-Specific Tables for each Region. The Classified Waters Licensing System was created to protect the unique fishing opportunities provided by these waters, which contribute significantly to the province's reputation as a world-class fishing destination.

All anglers required to buy a basic angling licence must also purchase a Classified Waters Licence before fishing on a stream during the period when it is classified.

This licence is required in addition to the basic angling licence and any other stamps required by regulation. Also note that a **Steelhead Conservation Surcharge Stamp** is required at all times when fishing for steelhead, or when fishing classified waters during the period when steelhead are known to be present. The specific times when a Steelhead Stamp is mandatory are listed in the Water-Specific Tables for each Region.

IF YOU ARE A B.C. RESIDENT:

Your Classified Waters Licence may be purchased on-line or from a licence vendor. It is an annual licence. This means you can fish on any Class I or Class II water in the province during the year the licence is valid.

If you are a NON-GUIDED "Non-Resident" or NON-GUIDED "Non-Resident Alien":

Your Classified Waters Licence for Class I or Class II waters may be purchased on-line or from a licence vendor. It is sold on a per diem basis and is date and water-specific. Although anglers may purchase as many Classified Waters Licences as they wish, **each licence may not exceed 8 consecutive days.**

If you are a GUIDED "Non-Resident" or a GUIDED "Non-Resident Alien":

Your Classified Waters Licence for Class I or Class II waters may be purchased on-line or from a licence vendor; confirm with your angling guide before purchasing your licence. It is sold on a per diem basis and is date and water-specific. Although anglers may purchase as many Classified Waters Licences as they wish, **each licence may not exceed 8 consecutive days.**

EXCEPTION: Non-Resident Aliens (whether GUIDED or NON-GUIDED) may only purchase one Classified Waters Licence for the Dean River.

NOTE

NON-GUIDED Non-Resident Aliens wishing to fish the Class I - Main Section of the Dean River should refer to pages 46 and 48 for details.

YETI® COOLERS

Roadie



Camping, Hunting, Fishing Cold, Cool, Hot or Warm.....

Ever wonder how safe your food is? Some coolers do not have door seals, other coolers are simply not designed for warm or hot weather. Take a look at the new Yeti Cooler line. Yeti coolers are fully insulated and come complete with a heavy duty door seal, but a bit of caution, they are heavy. Now doesn't it make sense that a quality cooler be made with some weight to it.

MODEL	SIZE	OUTSIDE	WEIGHT
YR15W	15 Qt. Roadie	17 1/2 x 12 3/8 x 12 1/4	10 lbs.
YR25W	25 Qt. Roadie	20 5/8 x 14 1/8 x 13 1/2	15 lbs.
YT35W	35 Qt. Tundra	21 x 15 1/2 x 15 1/2	17 lbs.
YT45W	45 Qt. Tundra	25 1/2 x 15 1/2 x 15 1/2	22 lbs.
YT65W	65 Qt. Tundra	30 1/2 x 17 1/8 x 16 1/4	27 lbs.
YT85W	85 Qt. Tundra	35 x 17 1/8 x 18	32 lbs.
YT105W	105 Qt. Tundra	30 1/2 x 19 x 19 3/4	33 lbs.
YT120W	120 Qt. Tundra	40 x 19 1/8 x 18	39 lbs.
YT155W	155 Qt. Tundra	44 x 19 1/8 x 21 1/4	45 lbs.
YT250W	250 Qt. Tundra	55 x 22 x 21 1/4	77 lbs.

Tundra Series



UK Products Canada Inc.

16652 - 117 Avenue, Edmonton, Alberta
Phone: (780) 484-2350 • Fax: (780) 444-3989
www.underwaterkineticscanada.com

GOING FISHING? YOU NEED A



WINCH!



Recovery Winches
6,000 to 18,000 pull



Multi-Mount Winches.
Take One Anywhere !!



Full Line-up of ATV
Winches up to 4000 #s.

Interior OffRoad

AUTHORIZED WARRANTY AND
PARTS DEPOT FOR THE FULL
LINE OF WARN PRODUCTS
1594 NICHOLSON ST.
PRINCE GEORGE, BC
(250) 562-6760
1-(800)-663-4344

ALLOWABLE FISHING METHODS

Although angling is the most popular form of sport fishing in British Columbia, there are other methods that you can use to take fish. Your basic fishing licence entitles you to:

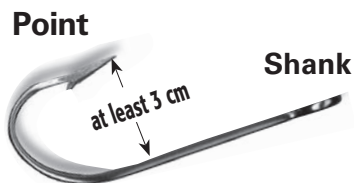
angle ... fish (with or without a rod) with one fishing line to which only **one hook, one artificial lure OR one artificial fly** is attached.

down-rig ... angling with a downrigger is permitted, provided the fishing line is attached to the downrigger by a quick-release mechanism.

ice fish ... with one line and one lure, artificial fly or other terminal attractor. It is your legal responsibility to warn other people of the existence of your ice hole and remove your ice hut before ice breakup.

set line ... you may only fish with a set line (an unattended line) in lakes of Region 6 & in lakes of Zone A of Region 7. You are allowed to use only one line with one hook (no smaller than 3 cm from point to shank - see below). **Any game fish that you catch other than burbot must be released.** Set lines must be marked with angler's name, address and telephone number.

Set Line Hook (shown 1/2 size)



spear fish ... means to fish with a spear or an arrow that is propelled by a spring, an elastic band, compressed air, a bow or by hand. Only non-game fish (such as carp) may be speared, except burbot which may also be speared in Regions 3, 5, 6, 7 and 8. No spear fishing of any other game fish (as defined on page 96), pacific salmon or protected species (page 10) is permitted anywhere in B.C. No spear fishing of any kind is permitted in Region 1.

trap crayfish ... with any number or size of traps for personal consumption. You must release all fin fish caught in your trap. To help sustain crayfish populations, you should release any crayfish that are less than 9 cm in total length as well as those bearing eggs or young.

All other methods of taking fish are illegal.

IT IS UNLAWFUL TO....

▶ **Use barbed hooks** or a hook with more than one point in any river, stream, creek or slough in B.C. (Note: the use of barbed hooks in lakes is permitted, unless noted in the Regional Water-Specific Tables)

▶ **Angle with a fishing line to which more than one artificial fly is attached** (i.e., to use "dropper flies").

▶ **Use a light** in any manner to attract fish, unless the light is submerged and attached to the fishing line within 1 m of the hook.

▶ **Fish with nets**, including dip nets, minnow nets, gill nets or cast nets.

▶ **Snag (foul hook) fish** (see definition, page 96). Any fish willfully or accidentally snagged must be released immediately.

▶ **Use more than one fishing line, EXCEPT** a person who is **alone in a boat on a lake** may angle with two lines.

▶ **Place any fishing gear in any water during a closed time** (a "no fishing" period).

▶ **Angle with a fishing line to which more than 1 kg of weight is attached** (this does not apply to downrigger weights).

▶ **Waste the fish you catch.** If your fish is not suitable for eating or if possession is illegal because of quotas, size limits or closed seasons, return the fish quickly and gently to the water.

▶ **Release fish in a harmful manner** if you are not going to keep your catch. Follow the catch & release tips outlined on p. 11.

▶ **Buy, sell or barter** or attempt to buy, sell or barter any fish caught by sport fishing.

▶ **Damage or interfere with a trap set for furbearers.** If you believe the trap has been set illegally, report it to a Conservation Officer.

▶ **Have any live fish in your possession in the wild**, or move any live fish or live aquatic invertebrates around the province or transplant them into any waters of B.C. Do not keep angled fish alive in a "livewell" or other device, or on stringers, and never use live fish as bait or release your aquarium fish to the wild. **"High-grading" is illegal.**

▶ **Enter or cross cultivated land, posted land, private land or Indian Reserve land without proper permission.**

▶ **...Please refer** to additional restrictions and requirements on pages 10-12.



RULES ON BAIT USAGE

"Bait" is any foodstuff or natural substance used to attract fish, other than wood, cotton, wool, hair, fur or feathers. It does not include fin fish, other than roe. It includes roe, worms and other edible substances, as well as scents and flavourings containing natural substances or nutrients.

Roe... you must not have more than 1 kg of roe (fish eggs) in your possession for use as bait unless the roe was obtained from a commercial source that lawfully obtained that roe, or you have in your possession the freshly dressed fish from which the roe in excess of 1 kg was taken. Carry a receipt with you if you purchased roe from a commercial source.

Aquatic invertebrates... you may use freshwater invertebrates (e.g. aquatic insects and crayfish) in streams as bait unless a bait ban applies. **When fishing at a lake, you may not possess or use for bait any freshwater invertebrates; this includes the aquatic stage of any insect, such as dragonfly nymphs or caddisfly larvae.**

Chumming... attempting to attract fish by depositing any substance in the water, is prohibited.

Fin fish... the use of fin fish (dead or alive) or parts of fin fish other than roe is prohibited throughout the province, with the following exception: You may use the head of fin fish or the headless body of fin fish as bait, **only:**

- when sport fishing for sturgeon in Fraser River (Region 2 only), or
- when set lining in lakes of Region 6 or in lakes of Zone A of Region 7.



PROVINCIAL REGULATIONS

QUOTAS

For all game fish, there is a quota or limit on the number of fish you may keep.

Refer to the Regional Chapters for Regional Daily Catch Quotas and to the Regional Water-Specific Tables for special quotas on some individual waters.

Daily catch quota ... the maximum number of fish of a given species, group of species, or size class that you may keep in one calendar day.

Possession quota ... no more than twice the daily quota unless otherwise specified (see definition, page 96).

Monthly catch quota ... the maximum number of fish that you are allowed to keep in one calendar month.

Annual catch quota ... the maximum number of fish that you are allowed to keep in one licence year (April 1 to March 31).

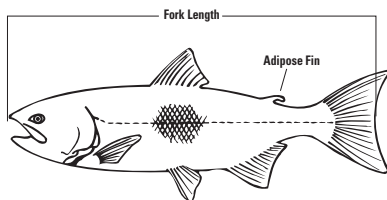
Quotas are not cumulative: you cannot take a quota from each region that you fish. A good rule of thumb is this: never have in your possession while at or near any lake or stream, more fish than the allowable quota for that lake or stream. Check the Regional Regulations and Tables for daily catch quotas for B.C. sport fish.

SIZE LIMITS

Size limits protect fish of certain sizes.

Measure your fish from the tip of the nose to the fork of the tail to determine its legal length.

Size limits are listed with quotas in the Regional



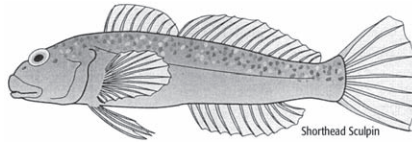
Regulations and in the Regional Water-Specific Tables. If you catch a fish protected by a min. or max. size limit, release it as quickly and carefully as possible (see "Releasing Fish," page 11).

Minimum size limits allow fish to spawn at least once before they can be caught and kept. **There is no general minimum size limits for trout/char in B.C. waters, EXCEPT** where specifically indicated in the Regional Daily Catch Quotas or for waters listed in the Regional Water-Specific Tables.

Maximum size limits allow larger fish to be released to provide future fishing opportunities.

PROTECTED SPECIES

It is illegal to fish for, or catch and retain any of the fish listed below. If you accidentally catch one, you must release it right away where you captured it. The fish on this list are considered to be at risk in Canada and are legally protected by federal statutes.



SHORthead SCULPIN

- | | |
|--|--------------------------|
| Cultus Pygmy Sculpin | Shorthead Sculpin |
| Giant Stickleback | Nooksack Dace |
| Umatilla Dace | Speckled Dace |
| Salish Sucker | Green Sturgeon |
| Vananda Creek Stickleback | |
| Vancouver Lamprey | |
| Paxton Lake Stickleback | |
| Enos Lake Stickleback | |
| Morrison Creek Lamprey | |
| Charlotte Unarmoured Stickleback | |
| White Sturgeon (Nechako, Upper Fraser, Kootenay and Columbia populations) | |

For more information on protected species, please visit Environment Canada's website at www.sararegistry.gc.ca.

"NO FISHING" AREAS

Most waters in B.C. are open to fishing for some species 24 hours of the day, every day of the year.

There are five basic exceptions:

- ▶ "No fishing" areas (see Regional Tables);
- ▶ Within Ecological Reserves (this page);
- ▶ Within 23 m below the lower entrance to any fishway, canal, obstacle or leap;
- ▶ Within a 100 m radius of any government facility operated for counting, passing or rearing fish (e.g., fishway, fish hatchery, aeration system) unless otherwise designated; and
- ▶ Within National Parks unless a specific location is identified as being open (see "National Parks" on this page).

Not all "no fishing" areas are posted with signs. Make sure you read the Regional Regulations for the area in which you will be fishing. If you have any questions, call or write the local Fish and Wildlife Regional Office.

ECOLOGICAL RESERVES

Fishing is prohibited in Ecological Reserves in B.C. A complete list of ecological reserves is available from BC Parks headquarters at: PO Box 9398, STN PROV GOVT, Victoria, B.C. V8W 9M9, or on the BC Parks website:

www.env.gov.bc.ca/bcparks/eco_reserve/ecoresrv/ecoresrv.html.

BC PARKS

Individuals visiting BC Parks, either a Park, Conservancy, Recreation Area or Protected Area should be aware that the *Park Act* and its regulations apply, as do the sport fishing regulations in this Synopsis.

NOTE: the use of horses, motor vehicles, motorcycles, snowmobiles, other self-propelled vehicles or bicycles is generally prohibited in BC Parks except where specifically authorized by a sign or Park Officer. All motor vehicles on BC Park roads must be licensed. Use of aircraft to arrive at or depart from some parks is restricted.

NATIONAL PARKS

The seven National Parks within British Columbia are: Kootenay, Yoho, Glacier, Revelstoke, Pacific Rim, Gwaii Haanas and Gulf Islands.

Freshwater fishing is prohibited in National Parks unless opened under the National Parks Fishing Regulations. Where open, anglers require a National Park Fishing Permit to fish in park waters.

A provincial angling licence is not valid unless otherwise stated for any fresh water within National Parks or National Park Reserves.

National Park Fishing Permits and Regulations are available at park visitor centres and at some local commercial outlets. The National Parks Fishing Regulations may also be viewed at www.pc.gc.ca by selecting a park and clicking on "Activities," then "Fishing," or by contacting Parks Canada at 1-888-773-8888.

For the 2011-2013 fishing season only, the provincial freshwater regulations in this Synopsis will be in effect for the non-tidal waters in **Pacific Rim National Park Reserve** and a provincial angling licence will be required.

All fresh waters within **Gwaii Haanas National Park Reserve** and **Gulf Islands National Park Reserve** are closed to fishing throughout the 2011-2013 season.

For information about the 2011-2013 season, contact Parks Canada.

PROVINCIAL REGULATIONS

HANDLING YOUR CATCH

WRAP IT RIGHT!

Restriction on cleaning and canning your catch in non-tidal water (for all species except salmon)

To comply with the law, follow these simple guidelines when you clean and transport your fish.

- ▶ **Do not can, bottle or fillet fish** caught by sport fishing in non-tidal waters **except at your permanent residence (commercial canning of these fish is not permitted).**
- ▶ **Leave the head, tail and all fins on your catch** until you get them to your permanent (ordinary) residence. We suggest you immediately remove the gills and internal organs of any fish you keep to reduce spoilage.
- ▶ **Do not freeze fish together in an unrecognizable block.**
- ▶ Please refer to the fish cleaning guidelines in "Angling Safety in Bear Country" in the Centre Colour Section.

TRANSPORTING AND EXPORTING FISH

In order to enforce quotas and size limits, our officers must be able to count, measure and identify your catch.

If you caught the fish yourself you must:

- ▶ Keep your angling licence handy while travelling.
- ▶ Transport no more than your legal limit.
- ▶ Ensure your fish can be identified, counted and measured if necessary (see "Wrap it Right").

If you are transporting fish for someone else:

- ▶ Obtain and carry a signed letter from that person with the following details: the angler's name, address, telephone number and fishing licence number; when and where the fish were caught; the date and place at which you were given the fish; the number, species and

size of the fish that you have been given and the name and address of the person to whom the fish are to be delivered.

- ▶ If you will be exporting the fish from B.C., carry the letter and insure that it is available for inspection by fishery enforcement and/or customs officers if requested to do so.

If someone else caught the fish and gave it to you for your personal consumption:

- ▶ Keep in your possession a signed letter from the angler until you have eaten the fish.
- ▶ The letter should list the name, address and telephone number of the angler who gave you the fish; the number, species and size of the fish; and when and where the fish were caught.

RELEASING FISH THE GENTLE WAY



There is a growing trend among anglers to catch and release, unharmed, a part of their allowable catch. A fish that appears unharmed may not survive if carelessly handled, so please abide by the following:

- **Play and release fish as rapidly as possible.** A fish played for too long may not recover.
- **Keep the fish in the water as much as possible.** A fish out of water is suffocating. Internal injuries and scale loss is much more likely to occur when out of water.
- **Roll fish onto their backs (while still in the water).** This may reduce the amount they struggle, therefore minimizing stress, etc.

- **Carry needle-nose pliers.** Grab the bend or round portion of the hook with your pliers, twist pliers upside down, and the hook will dislodge. Be quick, but gentle. Single barbless hooks are recommended, if not already stipulated in the regulations.
- **Any legal fish that is deeply hooked, hooked around the gills or bleeding should be retained as part of your quota.** If the fish cannot be retained legally, you can improve its chances for survival by cutting the leader and releasing it with the hook left in.

- **Nets used for landing your catch, should have fine mesh and a knotless webbing** to protect fish from abrasion and possible injury.
- **If you must handle the fish, do so with your bare, wet hands (not with gloves).** Keep your fingers out of the gills, and don't squeeze the fish or cause scales to be lost or damaged. It is best to leave

fish in the water for photos. If you must lift a fish then provide support by cradling one hand behind the front fins and your other hand just forward of the tail fin. Minimize the time out of the water, then hold the fish in the water to recover. If fishing in a river, point the fish upstream while reviving it. When the fish begins to struggle and swim normally, let it go.



Releasing a tagged bull trout.

📷 Brian Jantz