


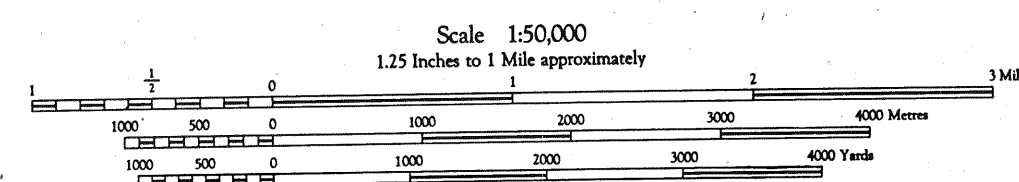
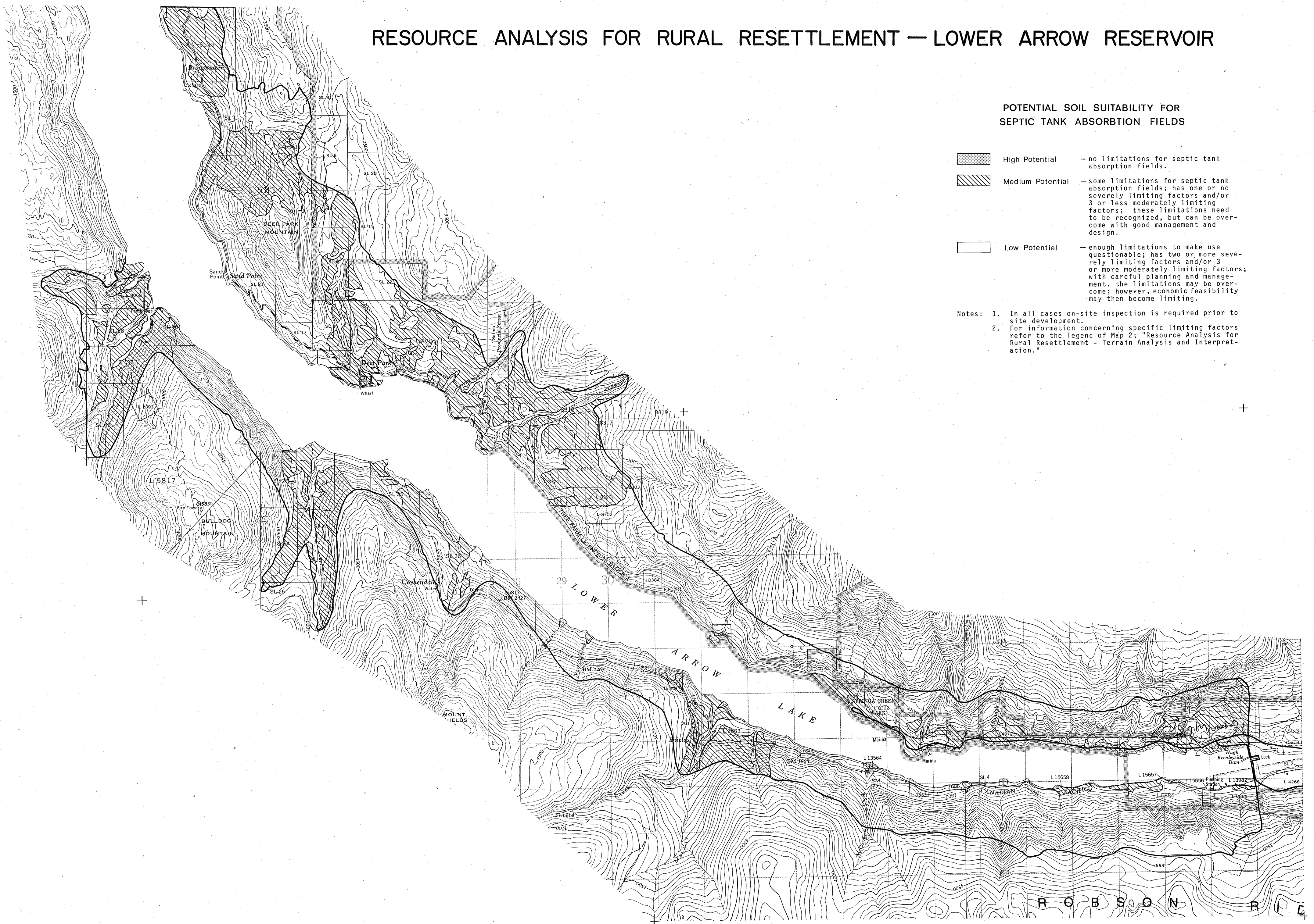


RESOURCE ANALYSIS FOR RURAL RESETTLEMENT — LOWER ARROW RESERVOIR

POTENTIAL SOIL SUITABILITY FOR SEPTIC TANK ABSORPTION FIELDS

- | | | |
|---|------------------|---|
|  | High Potential | — no limitations for septic tank absorption fields. |
|  | Medium Potential | — some limitations for septic tank absorption fields; has one or no severely limiting factors and/or 3 or less moderately limiting factors; these limitations need to be recognized, but can be overcome with good management and design. |
|  | Low Potential | — enough limitations to make use questionable; has two or more severely limiting factors and/or 3 or more moderately limiting factors; with careful planning and management, the limitations may be overcome; however, economic feasibility may then become limiting. |

- Notes: 1. In all cases on-site inspection is required prior to site development.
2. For information concerning specific limiting factors refer to the legend of Map 2: "Resource Analysis for Rural Resettlement - Terrain Analysis and Interpretation."



307210